

Status of CBG-CGD Pipeline Connectivity



Content

- Categories of CBG-CGD Pipeline Connectivity :
 1. Already connected to CGD Network through pipeline
 2. Connectivity to CGD Network in progress
 3. Connectivity Proposals initiated
 4. Connectivity Proposals not planned as on date
- Overview of under construction CBG plants along with Pipeline connectivity to CGD Network
- CNG, DPNG & CBG sales data

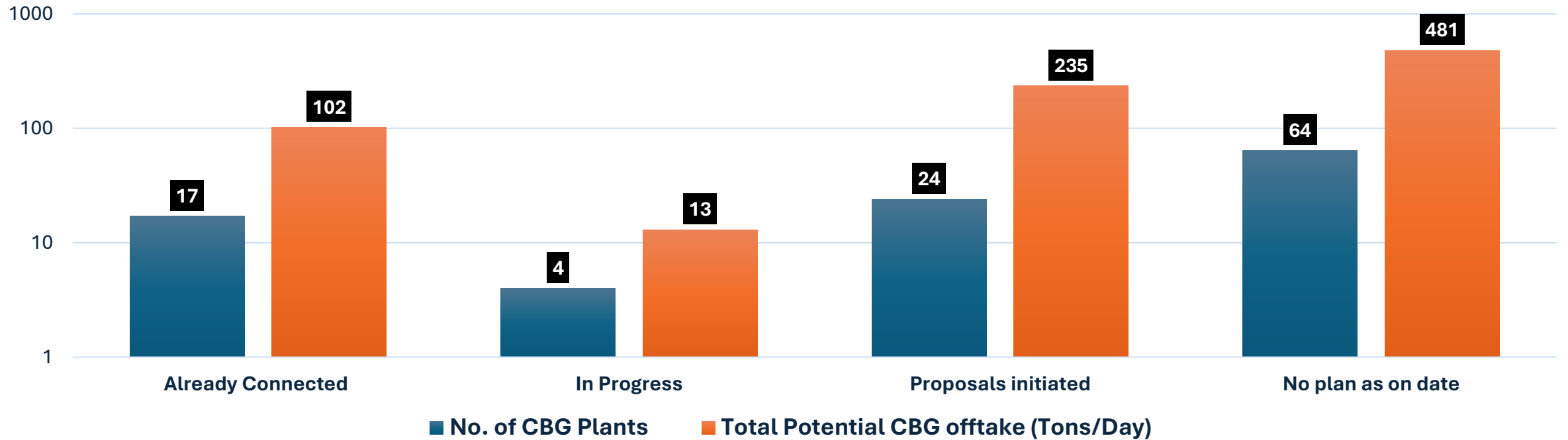
(Based on Virtual meetings with CGD Entities : 8th to 11th July 2025)

Overview of the CNG, DPNG & CBG Market

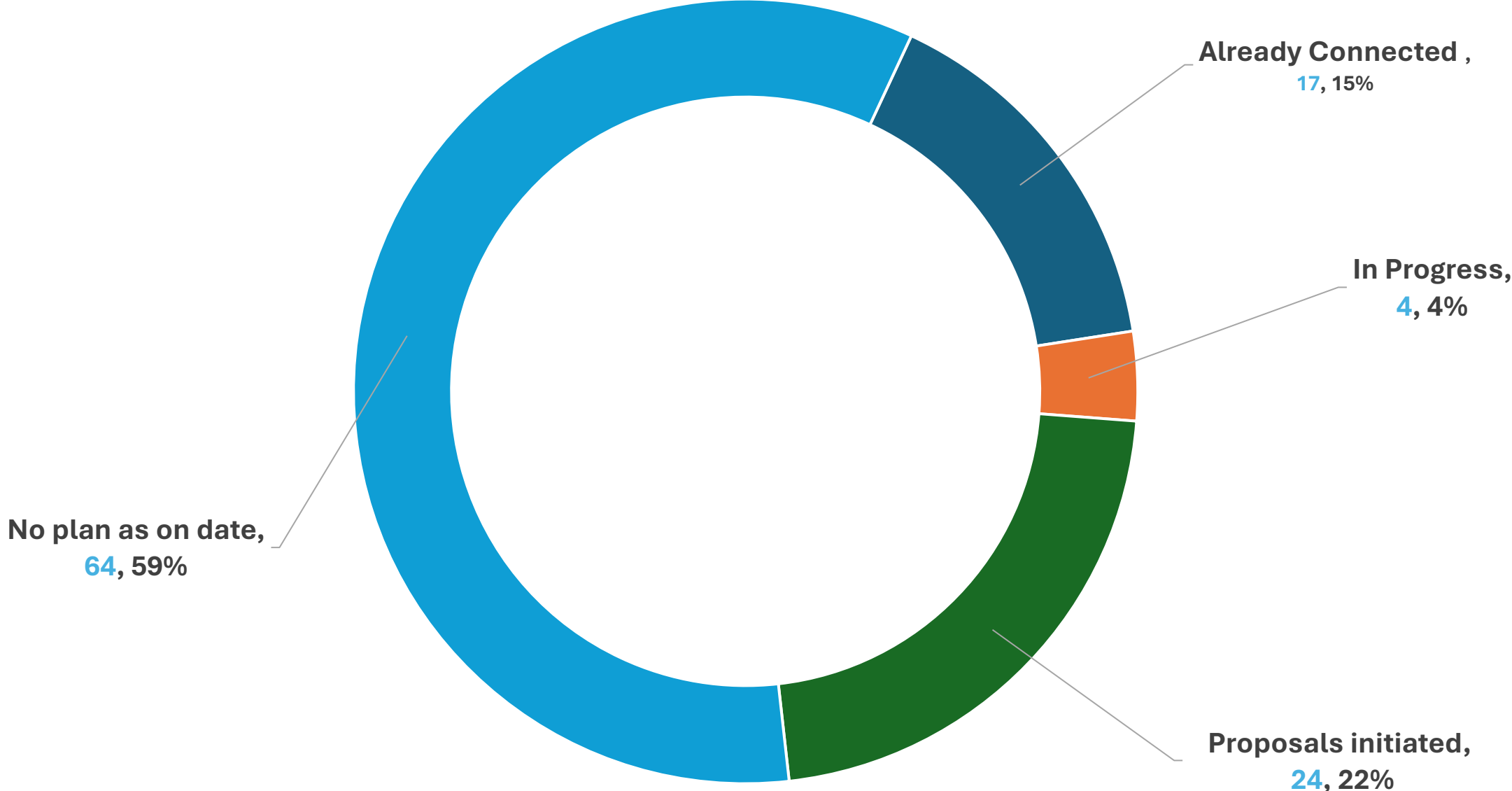
- FY 24-25 ~ 10950 MMSCM Sales (CNG & DPNG)
- CBG Blending Obligation(CBO) has been mandated by the Government for CNG (T) and PNG(D) Segments on 27th February 24 as under :
 - FY 25-26 : 1%
 - FY 26-27 : 3%
 - FY 27-28 : 4 %
 - FY 28-29 : 5 %
- The Total CBG sold by the Oil and Gas Companies during the FY 24-25 was 42.9 MMSCM.
- To meet the Target of 1 % CBO for FY 25-26, 109.50 MMSCM (~3,00,000 SCMD) of CBG would be required

CBG Functional Plants - Pipeline Connectivity Status with CGD Network

| Status | No. of CBG Plants | Total Potential CBG offtake (Tons/Day) |
|---------------------|-------------------|--|
| Already Connected | 17 | 102 |
| In Progress | 4 | 13 |
| Proposals initiated | 24 | 235 |
| No plan as on date | 64 | 481 |

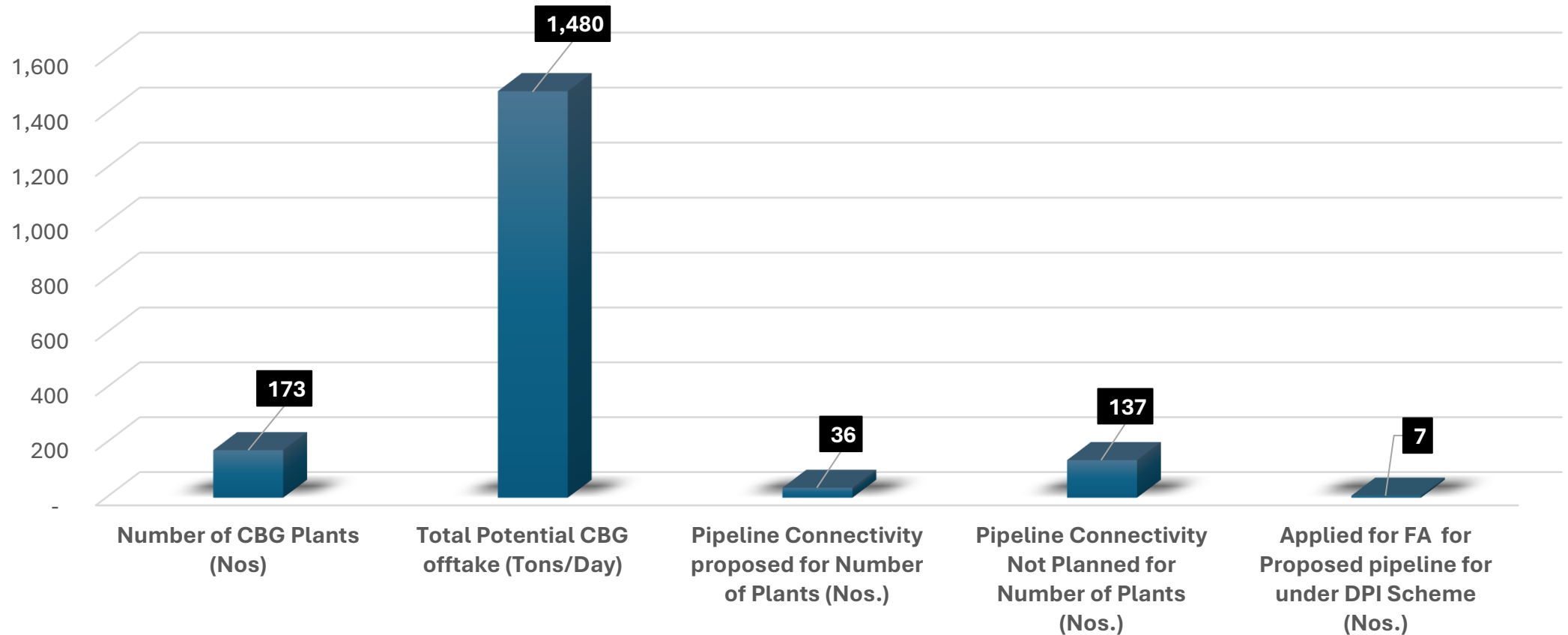


CBG Plant - Pipeline Connectivity Status with CGD Network (Nos, %)



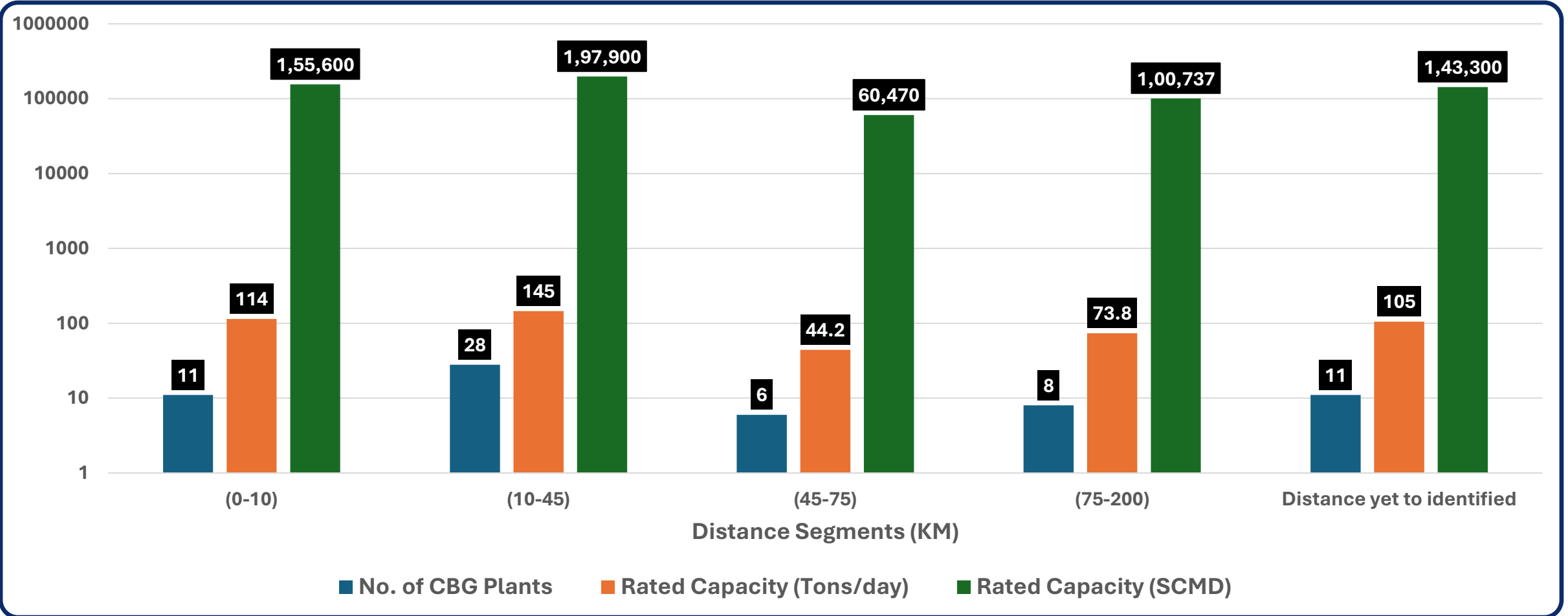
Under Construction CBG Plants -Pipeline Connectivity Status with CGD Network

| Number of CBG Plants (Nos) | Total Potential CBG offtake (Tons/Day) | Pipeline Connectivity proposed for Number of Plants (Nos.) | Pipeline Connectivity Not Planned for Number of Plants (Nos.) | Applied for FA for Proposed pipeline for under DPI Scheme (Nos.) |
|----------------------------|--|--|---|--|
| 173 | 1,480 | 36 | 137 | 7 |



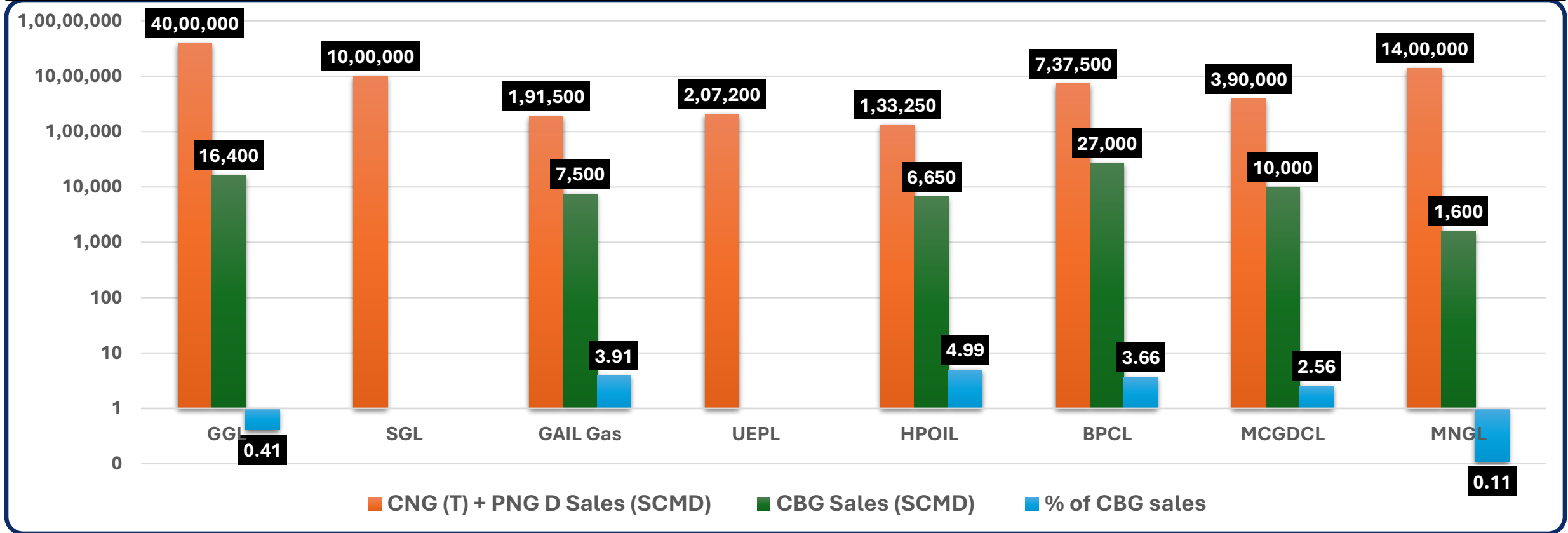
No Pipeline Connectivity Planned for functional Plants in different distance segments (as of July25)

| Sl. No | Distance segment b/w CBG plant to CGD networks(Km) | No. of CBG Plant | Rated Capacity(Tons/day) | Rated Capacity(SCMD) |
|--------|--|------------------|--------------------------|----------------------|
| 1 | (0-10) | 11 | 114 | 1,55,600 |
| 2 | (10-45) | 28 | 145 | 1,97,900 |
| 3 | (45-75) | 6 | 44.2 | 60,470 |
| 4 | (75-200) | 8 | 73.8 | 1,00,737 |
| 5 | Distance yet to identified | 11 | 105 | 1,43,300 |



CNG +DPNG & CBG sales data (As per CGD entity)

| Sl. No | Entity Name | CNG + D PNG Sales (SCMD) | CBG Sales (SCMD) | % of CBG sales |
|--------|-------------------|--------------------------|------------------|----------------|
| 1 | GGL | 40,00,000 | 16,400 | 0.41 |
| 2 | Sabarmati Gas Ltd | 10,00,000 | 0 | 0 |
| 3 | Gail Gas Ltd. | 1,91,500 | 7,500 | 3.91 |
| 4 | UEPL(MGL) | 2,07,200 | 0 | 0 |
| 5 | HPOIL | 1,33,250 | 6,650 | 4.99 |
| 6 | BPCL | 7,37,500 | 27,000 | 3.66 |
| 7 | Megha Gas Ltd. | 3,90,000 | 10,000 | 2.56 |
| 8 | MNGL | 14,00,000 | 1,600 | 0.11 |



CBG Plant -Pipeline Connectivity Status with CGD Network

| Status | No. of CBG Plants | Total Potential CBG offtake (Tons/Day) | No of Pipelines Approved under Development of Pipeline Infrastructure (DPI Scheme) | Approved Pipeline length under DPI Scheme (km) | Financial Investment approved under DPI Scheme (Rs. lakh) | No. of Pipelines applied for FA under DPI scheme | Discussion under progress between Producer and CGD Entity for applying under DPI scheme | Discussion to be initiated between Producer and CGD Entity |
|---------------------|-------------------|--|--|--|---|--|---|--|
| Already Connected | 17 | 102 | 1 | 11 | 82.5 | 11 | 6 | |
| In Progress | 4 | 13 | | | | 1 | 1 | 2 |
| Proposals initiated | 24 | 235 | | | | 8 | 4 | 12 |
| No plan as on date | 64 | 481 | | | | | 2 | 62 |

The image features four decorative geometric shapes in the corners, each composed of overlapping triangles. The top-left and bottom-right shapes are in a muted blue-grey color, while the top-right and bottom-left shapes are in a lighter, sky-blue color. The text "Thank you" is centered in a black serif font.

Thank you