



# PETROLEUM AND NATURAL GAS REGULATORY BOARD

## 10<sup>th</sup> CGD Bidding Round

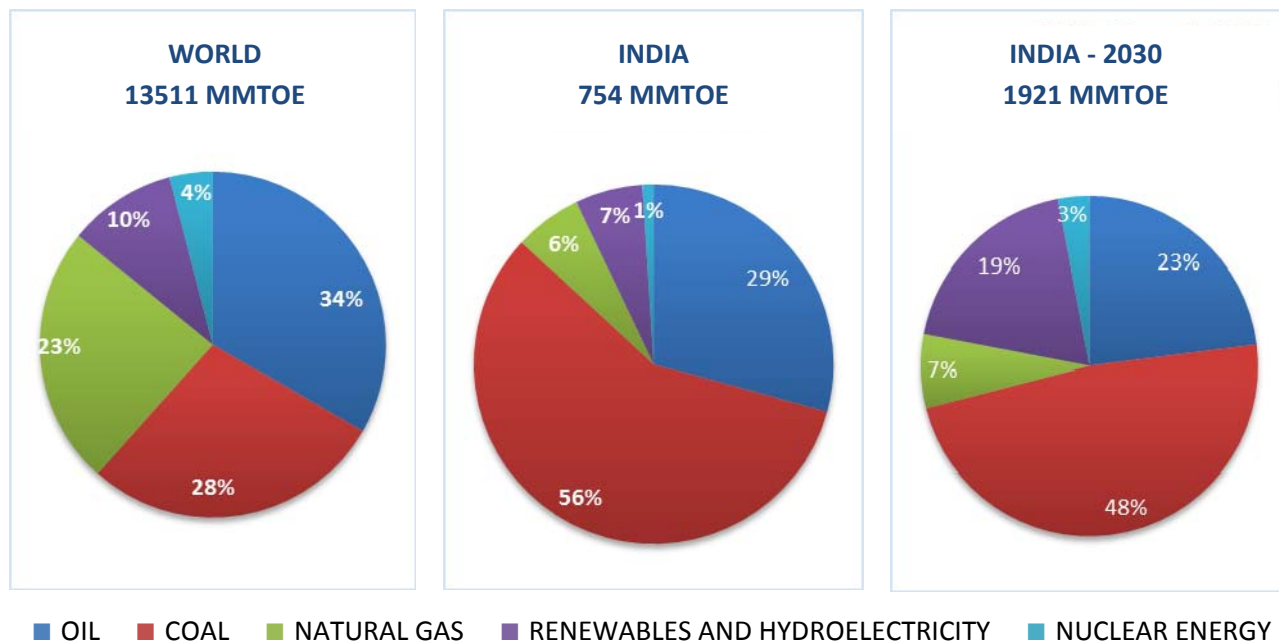


**22<sup>nd</sup> November, 2018**

# Natural Gas in India

Share of Natural Gas in India's energy basket is 6.2 % as against 23.4 % globally. In India, in the state of Gujarat itself, it is 25 %. The country aims to achieve share of Natural Gas in our energy basket from 6.2 % to 15 % by 2030.

## Primary Energy Mix

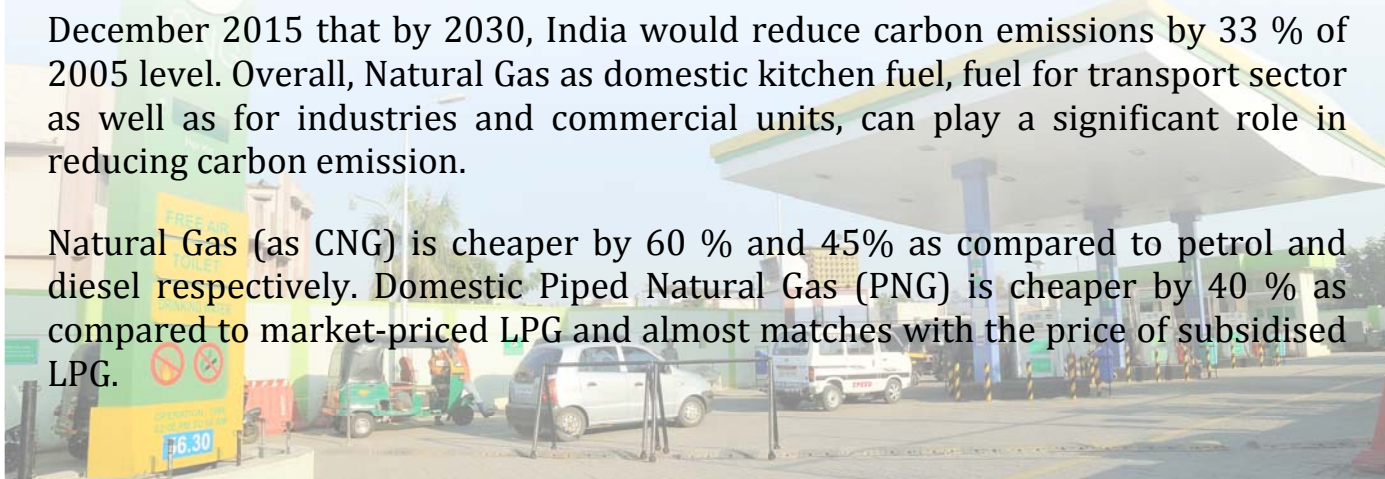


Source: *BP Statistical Review of World Energy June 2018, BP Energy Outlook 2018*

Natural Gas is an environment friendly fuel as compared with coal and other liquid fossil fuels. Industry is thus shifting from pet-coke, furnace oil and coal to natural gas, which reduces CO<sub>2</sub> emissions significantly. Similarly, shift in use to diesel and petrol to Compressed Natural Gas (CNG) will reduce CO<sub>2</sub> emissions. In India, a very large number of households still depend upon wood, crop wastes, dung cakes for kitchen fuel. This increases household pollution, severely impacting the health of women and children in particular.

The Hon'ble Prime Minister made a commitment in COP21 Paris Convention in December 2015 that by 2030, India would reduce carbon emissions by 33 % of 2005 level. Overall, Natural Gas as domestic kitchen fuel, fuel for transport sector as well as for industries and commercial units, can play a significant role in reducing carbon emission.

Natural Gas (as CNG) is cheaper by 60 % and 45% as compared to petrol and diesel respectively. Domestic Piped Natural Gas (PNG) is cheaper by 40 % as compared to market-priced LPG and almost matches with the price of subsidised LPG.



Piped Natural Gas (PNG) is safer than LPG because PNG is lighter than air. In case of any leak, it dissipates immediately in the air. The flow of PNG can be easily controlled by various safety checks/ valves installed in the system.

As PNG is supplied through pipe, it is an uninterrupted supply round-the-clock. There is no need to store cylinders in the kitchen and thus it is space economical. Existing LPG appliances with minor modification can be used for PNG. For these reasons we are emphasising the use of piped natural gas as a preferred domestic fuel.

## Status of CGD Infrastructure

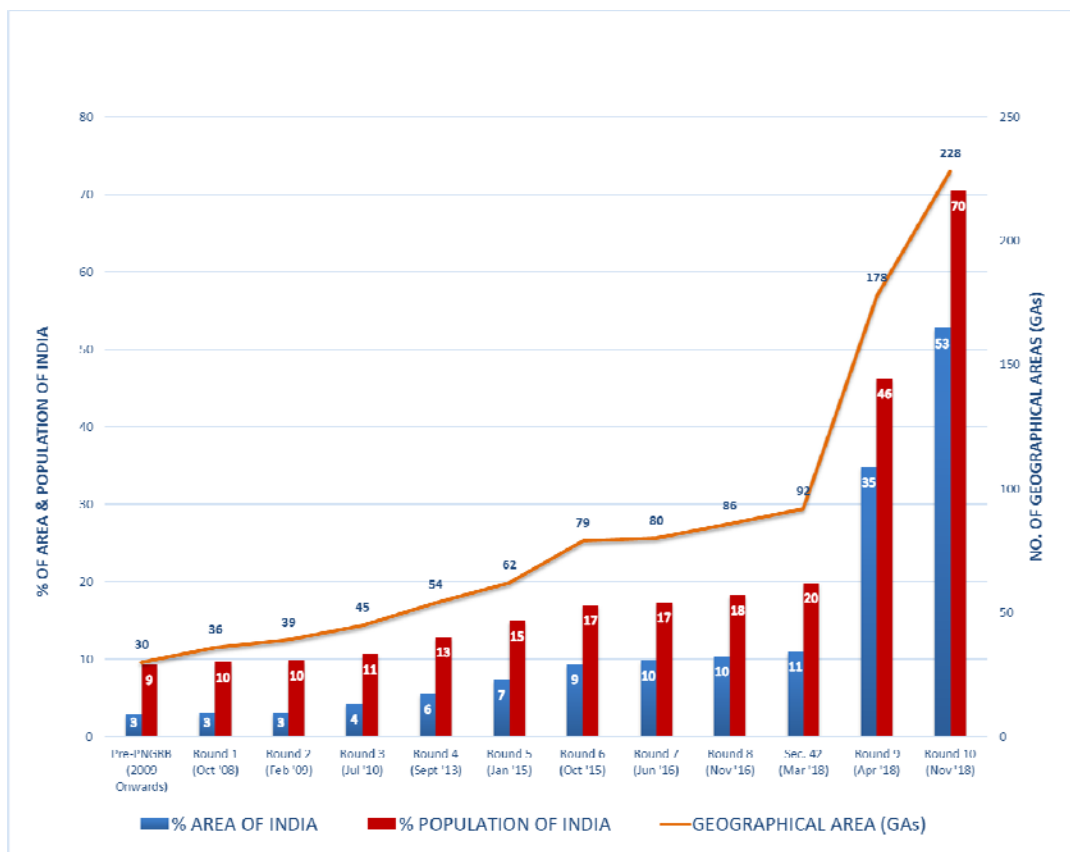
➤ Domestic PNG Connections	-	46,74,168
➤ Commercial PNG Connections	-	26,468
➤ Industrial PNG Connections	-	8,114
➤ Total PNG Connections	-	47,08,750
➤ CNG Stations	-	1,450
➤ Steel Pipeline Infrastructure (Inch-km)	-	46,755
➤ MDPE Pipeline Infrastructure (Inch-km)	-	1,05,245

## Policy Enablers to Promote Gas Usage in India

- ▶ Regulatory interventions
  - CNG in public transport
  - Ban on Pet coke and FO - Delhi, Haryana, Uttar Pradesh and Rajasthan
- ▶ Domestic gas allocation for PNG (domestic) and CNG (transport)
- ▶ CGD granted “Public Utility” status
- ▶ State Governments commitment for facilitation of CGD networks
- ▶ Government’s drive to connect 10 million households to PNG by 2020



# Coverage of CGD Network



## 9th CGD Bidding Round – A Great Success



- ▶ Offered 86 GAs, covering 26 % of India's population and 24 % of its area
- ▶ Spread over 22 states and Union Territories – 174 Districts (156 full and 18 part)
- ▶ 406 bids received from 38 entities (including 8 new and 2 foreign investors)
- ▶ 10 GAs received 10 or more bids each
- ▶ Completed within record time – LOIs issued for 90 % of GAs within one month of bid closing date
- ▶ Significant minimum work commitment:
  - PNG domestic connections – 221 lakh
  - CNG stations – 4,600
  - Steel pipeline (inch-km) – 1.16 lakh

A list of Geographical Areas authorised up to 8<sup>th</sup> CGD Bidding Round is given in **Appendix - I**.

A list of Geographical Areas for which LoI or Authorisation Letters for 9<sup>th</sup> CGD Bidding Round have been issued is given in **Appendix - II**.

## 10<sup>th</sup> CGD Bidding Round

PNGRB invites Application-cum-Bids for CGD Network in 50 identified Geographical Areas (GAs) as per details given in **Appendix - III**.

For further details please refer to the e-bidding web-site <https://eprocure.gov.in/eprocure/app> and PNGRB's website [www.pngrb.gov.in](http://www.pngrb.gov.in) Also please refer to the Gas Infrastructure Map of India, 2018 herein.



## Highlights of 10<sup>th</sup> CGD Bidding Round

- ▶ 50 Geographical Areas (GAs) offered
  - Spread over 14 states
  - Covers 124 districts (112 full and 12 part)
  - Covers 24 % of India's area and 18 % of its population
- ▶ Post-10<sup>th</sup> round
  - States of Gujarat, Punjab, Goa and Haryana and UTs of Delhi, Chandigarh, Diu & Daman and Dadra Nagar Haveli would be fully authorized for CGD Network
  - 53 % of India's area and 70 % of its population spread over 402 districts in 27 states/UTs would have access to CGD Network
- ▶ Validated by enthusiastic participation in the 9<sup>th</sup> CGD Bidding Round, all its features retained in the 10<sup>th</sup> CGD Bidding Round
  - All GAs are on or near existing or under-construction Natural Gas Pipelines
  - Electronic Bidding
  - Investor-friendly Regulations
    - ★ Gas can be transported through cascades for quick start of business
    - ★ Gas pipeline operator to provide connectivity to CGD Network within 180/270 days
    - ★ Marketing Exclusivity increased from 5 to 8 years (extendable up to 10 years for performers)
    - ★ Infrastructure Exclusivity for 25 years
    - ★ Easy bidding criteria

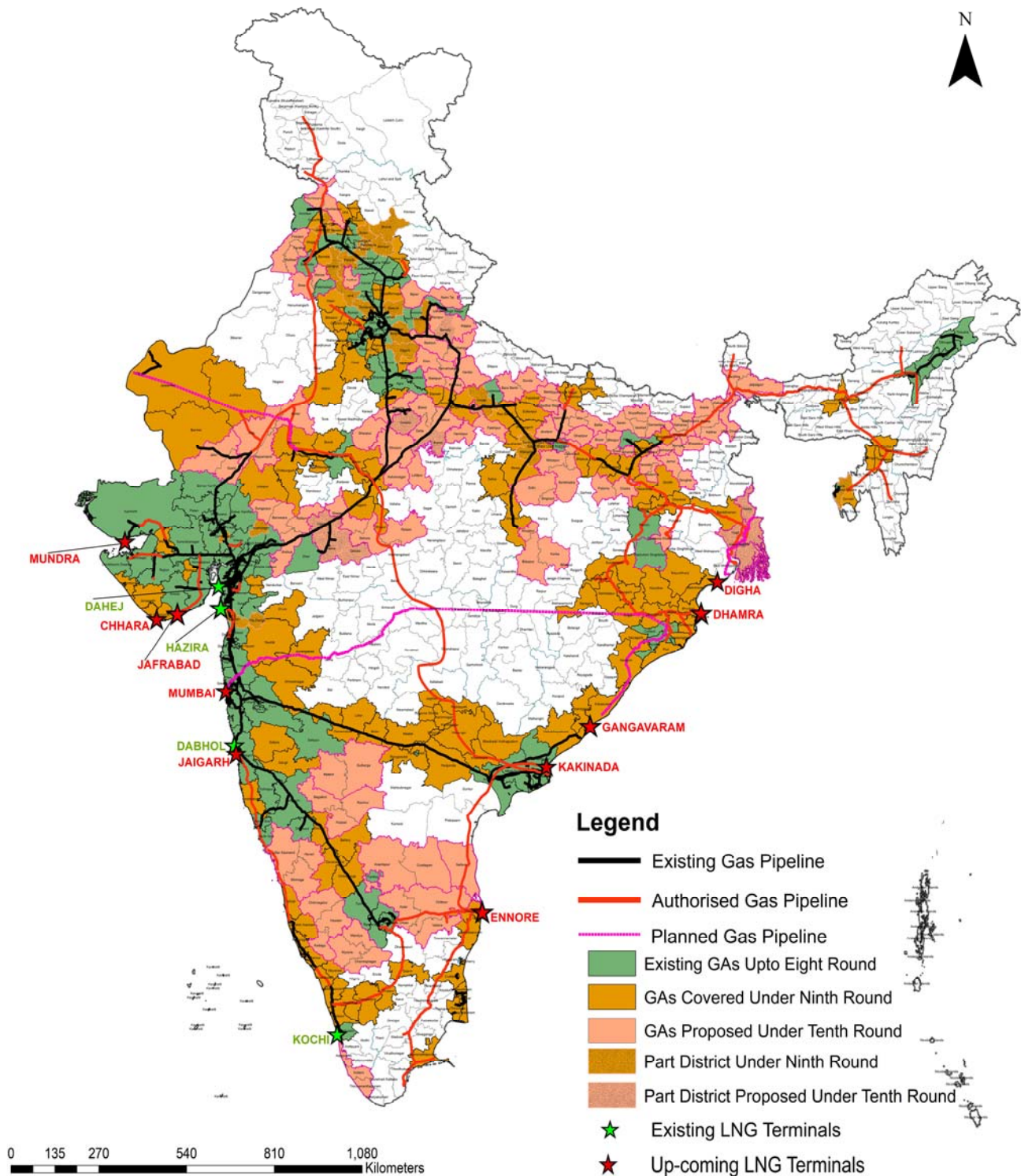
Performance Bank Guarantee capped at Rs. 50 Crore

### 10<sup>th</sup> CGD Bidding Round – Important Timelines

Activity	Date
Release of Tender Documents (through e-bidding)	8 <sup>th</sup> November, 2018 at 0900 Hrs
Pre-bid Conference	6 <sup>th</sup> December, 2018 at 1100 Hrs
Last Date of Bid Submission	5 <sup>th</sup> February, 2019 at 1730 Hrs
Technical Bid Opening	7 <sup>th</sup> to 9 <sup>th</sup> February, 2019
Financial Bid Evaluation	To be intimated
Authorization of Geographical Areas by	End-February, 2019



# Gas Infrastructure Map of India, 2018



## Appendix - I

### CGD Authorizations until 8th CGD Bidding Round

S. No.	Unique GA ID	Geographical Area (GA)	State/ Union Territory	Authorized Entity	Date of Authorization
<b>1<sup>st</sup> CGD Bidding Round</b>					
1	1.01	Dewas	Madhya Pradesh	GAIL Gas Limited	1-Jun-09
2	1.02	Kota	Rajasthan	Rajasthan State Gas Limited	1-Jun-09
3	1.03	Mathura	Uttar Pradesh	JV of DSM Infratech Private Limited & Saumya Mining Private Limited	11-Jun-09
4	1.04	Kakinada	Andhra Pradesh	Bhagyanagar Gas Limited	12-Jun-09
5	1.05	Sonapat	Haryana	GAIL Gas Limited	12-Jun-09
6	1.06	Meerut	Uttar Pradesh	GAIL Gas Limited	12-Jun-09
<b>2<sup>nd</sup> CGD Bidding Round</b>					
7	2.01	Chandigarh	Union Territory	IndianOil-Adani Gas Private Limited	8-May-13
8	2.02	Allahabad	Uttar Pradesh	IndianOil-Adani Gas Private Limited	8-May-13
9	2.03	Jhansi	Uttar Pradesh	Central UP Gas Limited	26-Feb-14
<b>3<sup>rd</sup> CGD Bidding Round</b>					
10	3.01	Jalandhar	Punjab	Jay Madhok Energy Private Limited	6-Sep-13
11	3.02	Bhavnagar	Gujarat	Gujarat Gas Limited	5-Mar-14
12	3.03	Jamnagar	Gujarat	Gujarat Gas Limited	17-Jan-14
13	3.04	Kutch West	Gujarat	Gujarat Gas Limited	19-Dec-14
14	3.05	Kutch East	Gujarat	Jay Madhok Energy Private Limited	12-Mar-15
15	3.06	Ludhiana	Punjab	Jay Madhok Energy Private Limited	25-Jul-15
<b>4<sup>th</sup> CGD Bidding Round</b>					
16	4.01	Bengaluru Rural and Urban Districts	Karnataka	GAIL Gas Limited	18-Feb-15
17	4.02	Panipat District	Haryana	IndianOil-Adani Gas Private Limited	1-Apr-15
18	4.03	Palghar District and Thane Rural	Maharashtra	Gujarat Gas Limited	1-Apr-15
19	4.04	Raigarh District (excluding areas already authorized)	Maharashtra	Mahanagar Gas Limited	1-Apr-15
20	4.05	UT of Dadra & Nagar Haveli	Union Territory	Gujarat Gas Limited	1-Apr-15
21	4.06	UT of Daman	Union Territory	IndianOil-Adani Gas Private Limited	1-Apr-15
22	4.07	Amritsar District	Punjab	Gujarat State Petronet Limited	5-May-15
23	4.08	Pune District (Excluding areas already authorized)	Maharashtra	Mahesh Gas Limited	18-May-15
24	4.09	Ernakulam District	Kerala	IndianOil-Adani Gas Private Limited	14-Oct-15
<b>5<sup>th</sup> CGD Bidding Round</b>					
25	5.01	Udham Singh Nagar District	Uttarakhand	IndianOil-Adani Gas Private Limited	28-Jul-15
26	5.02	Haridwar District	Uttarakhand	Haridwar Natural Gas Private Limited	27-Jul-15
27	5.03	East Godavari District (excluding area already authorized)	Andhra Pradesh	Godavari Gas Private Limited	14-Aug-15
28	5.04	West Godavari District	Andhra Pradesh	Godavari Gas Private Limited	14-Aug-15
29	5.05	Tumkur District	Karnataka	Megha Engineering & Infrastructure Limited	14-Aug-15
30	5.06	Krishna District (excluding area already authorized)	Andhra Pradesh	Megha Engineering & Infrastructure Limited	14-Sep-15
31	5.07	Dharwad District	Karnataka	IndianOil-Adani Gas Private Limited	14-Sep-15
32	5.08	Belgaum District	Karnataka	Megha Engineering & Infrastructure Limited	14-Sep-15
<b>6<sup>th</sup> CGD Bidding Round</b>					
33	6.01	Bhatinda District	Punjab	Gujarat State Petronet Limited	10-May-16
34	6.02	Saharanpur District	Uttar Pradesh	Bharat Petroleum Corporation Limited	11-May-16
35	6.03	Amreli District	Gujarat	Gujarat Gas Limited	27-May-16
36	6.04	Patan District	Gujarat	Sabarmati Gas Limited	27-May-16
37	6.05	Dahej Vagra Taluka	Gujarat	Gujarat Gas Limited	6-Jun-16
38	6.06	Rupnagar District	Punjab	Bharat Petroleum Corporation Limited	10-Jun-16
39	6.07	North Goa District	Goa	Goa Natural Gas Private Limited	24-Jun-16
40	6.08	Dahod District	Gujarat	Gujarat Gas Limited	27-Jun-16
41	6.09	Banaskantha District	Gujarat	IRM Energy Private Limited	1-Jul-16
42	6.10	Anand District (excluding the area already authorized)	Gujarat	Gujarat Gas Limited	4-Jul-16

S. No.	Unique GA ID	Geographical Area (GA)	State/ Union Territory	Authorized Entity	Date of Authorization
43	6.11	Panchmahal District	Gujarat	Gujarat Gas Limited	4-Jul-16
44	6.12	Fatehgarh Sahib District	Punjab	IRM Energy Private Limited	5-Jul-16
45	6.13	Yamunanagar District	Haryana	Bharat Petroleum Corporation Limited	22-Jul-16
46	6.14	Ratnagiri District	Maharashtra	Unison Enviro Private Limited	9-Aug-16
47	6.15	Rewari District	Haryana	Indraprastha Gas Limited	19-Aug-16
48	6.16	Dhar District	Madhya Pradesh	Naveriya Gas Private Limited	7-Nov-16
49	6.17	Rohtak District	Haryana	Bharat Petroleum Corporation Limited	9-Apr-18
<b>7<sup>th</sup> CGD Bidding Round</b>					
50	7.01	Solapur District	Maharashtra	IMC Limited	6-Mar-17
<b>8<sup>th</sup> CGD Bidding Round</b>					
51	8.01	South Goa District	Goa	IndianOil-Adani Gas Private Limited	7-Feb-18
52	8.02	Karnal District	Haryana	Indraprastha Gas Limited	8-Feb-18
53	8.03	Ambala and Kurukshetra District	Haryana	Consortium of HPCL & Oil India Limited	22-Feb-18
54	8.04	Kolhapur District	Maharashtra	Consortium of HPCL & Oil India Limited	6-Mar-18
55	8.05	Bulandshahr Part District	Uttar Pradesh	IndianOil-Adani Gas Private Limited	6-Mar-18
56	8.06	Bagpat District	Uttar Pradesh	Consortium of Essel Gas Company Limited & Avinash EM Projects Private Limited	28-Mar-18
<b>Pre-PNGRB - Central Government Authorizations (Regulation 17 of CGD Authorization Regulation)</b>					
57	99.01	NCT of Delhi	Union Territory	Indraprastha Gas Limited	9-Jan-09
58	99.02	Mumbai & Greater Mumbai	Maharashtra	Mahanagar Gas Limited	21-Jan-09
59	99.03	Bareilly	Uttar Pradesh	Central UP Gas Limited	22-Apr-09
60	99.04	Kanpur	Uttar Pradesh	Central UP Gas Limited	22-Apr-09
61	99.05	Pune City including Pimpri-Chiechwad & adjoining contiguous areas Hinjewadi, Chakan, Talegaon	Maharashtra	Maharashtra Natural Gas Limited	1-Jun-09
62	99.06	Vijaywada	Andhra Pradesh	Bhagyanagar Gas Limited	28-Jul-09
63	99.07	Thane Urban and adjoining municipalities	Maharashtra	Mahanagar Gas Limited	4-Aug-09
64	99.08	Indore (including Ujjain City)	Madhya Pradesh	Aavantika Gas Limited	31-Aug-09
65	99.09	Hyderabad	Telangana	Bhagyanagar Gas Limited	9-Oct-09
66	99.10	Agra	Uttar Pradesh	Green Gas Limited	12-Nov-09
67	99.11	Gandhinagar Mehsana Sabarkantha	Gujarat	Sabarmati Gas Limited	16-Dec-09
68	99.12	Gwalior	Madhya Pradesh	Aavantika Gas Limited	4-Jan-10
69	99.13	Firozabad (Taj Trapezium Zone)	Uttar Pradesh	GAIL Gas Limited	26-Sep-11
70	99.14	Kolkata Municipal Corporation and Parts of adjoining Districts	West Bengal	Greater Calcutta Gas Supply Corporation Limited	2-Feb-16
71	99.15	Upper Assam	Assam	Assam Gas Company Limited	6-Feb-15
72	99.16	Agartala	Tripura	Tripura Natural Gas Company Limited	24-Feb-15
73	99.17	Lucknow	Uttar Pradesh	Green Gas Limited	15-Mar-16
74	99.18	Vadodara	Gujarat	Vadodara Gas Limited	28-Oct-16
<b>Pre-PNGRB - Other than Central Government Authorizations (Regulation 18 of CGD Authorization Regulation)</b>					
75	98.01	Khurja	Uttar Pradesh	Adani Gas Limited	4-Dec-12
76	98.02	Surat-Bharuch-Ankleshwar	Gujarat	Gujarat Gas Limited	8-Nov-12
77	98.03	Moradabad	Uttar Pradesh	Siti Energy Limited	30-Nov-12
78	98.04	Nadiad	Gujarat	Gujarat Gas Limited	1-Oct-13
79	98.05	Navsari	Gujarat	Gujarat Gas Limited	1-Oct-13
80	98.06	Rajkot	Gujarat	Gujarat Gas Limited	1-Oct-13
81	98.07	Surendranagar	Gujarat	Gujarat Gas Limited	1-Oct-13
82	98.08	Ahmedabad City and Daskroi Area	Gujarat	Adani Gas Limited	28-Nov-13
83	98.09	Hazira	Gujarat	Gujarat Gas Limited	17-Jul-14
84	98.10	Valsad	Gujarat	Gujarat Gas Limited	20-Jan-15
85	98.11	Anand area including Kanjari & Vadtal Villages (in Kheda District)	Gujarat	Charotar Gas Sahakari Mandali Limited	12-May-15
86	98.12	Bhiwadi (in Alwar District)	Rajasthan	Haryana City Gas Distribution Limited	1-Aug-18
<b>Under Section 42 of PNGRB Act, 2006</b>					
87	97.01	Patna District	Bihar	GAIL (India) Limited	7-Mar-18
88	97.02	East Singhbhum District	Jharkhand	GAIL (India) Limited	7-Mar-18
89	97.03	Ranchi District	Jharkhand	GAIL (India) Limited	7-Mar-18
90	97.04	Khordha District	Odisha	GAIL (India) Limited	7-Mar-18
91	97.05	Cuttack District	Odisha	GAIL (India) Limited	7-Mar-18
92	97.06	Varanasi District	Uttar Pradesh	GAIL (India) Limited	7-Mar-18

## Appendix - II

### Successful Bidders in 9<sup>th</sup> CGD Bidding Round

GA ID	GA Name	State	Winning Entity	Work Program		
				CNG Stations	PNG Connections	Steel Pipe (Inch-km)
GA_2	Cachar, Hailakandi & Karimganj Districts	Assam	Consortium of Assam Gas Company Limited, Oil India Limited and GAIL Gas Limited	21	95,001	751
GA_3	Kamrup & Kamrup Metropolitan Districts	Assam	Consortium of Assam Gas Company Limited, Oil India Limited and GAIL Gas Limited	51	3,21,001	961
GA_4	Aurangabad, Kaimur & Rohtas Districts	Bihar	Indian Oil Corporation Limited	12	14,271	800
GA_5	Begusarai District	Bihar	Consortium of Think Gas Investments PTE Limited	25	1,69,787	762
GA_6	Gaya & Nalanda Districts	Bihar	IndianOil-Adani Gas Private Limited	46	37,591	1,304
GA_7	Diu & Gir Somnath Districts	Daman and Diu (UT) & Gujarat	IRM Energy Private Limited	35	91,000	188
GA_8	Surendranagar District (Except areas already authorized)	Gujarat	Adani Gas Limited	20	87,005	839
GA_9	Barwala & Ranpur Talukas	Gujarat	Adani Gas Limited	4	12,098	209
GA_10	Navsari District (Except areas already authorized), Surat District (Except area already authorized), Tapi District (Except area already authorized) & the Dangs District	Gujarat	Adani Gas Limited	25	90,191	1,010
GA_11	Junagadh District	Gujarat	Torrent Gas Private Limited	45	77,400	3,186
GA_12	Kheda District (Except areas already authorized), Morbi District (Except area already authorized) & Mahisagar District	Gujarat	Adani Gas Limited	30	1,75,007	1,010
GA_13	Narmada (Rajpipla) District	Gujarat	Gujarat Gas Limited	4	1,750	55
GA_14	Porbandar District	Gujarat	Adani Gas Limited	12	60,464	704
GA_15	Panchkula District (Except areas already authorized), Sirmaur, Shimla & Solan Districts	Haryana & Himachal Pradesh	IndianOil-Adani Gas Private Limited	45	32,360	-
GA_16	Bhiwani, Charkhi Dadri & Mahendragarh Districts	Haryana	Adani Gas Limited	60	1,50,464	1,010
GA_17	Hisar District	Haryana	Consortium of Haryana City Gas Kapil Chopra Enterprise & Rati Chopra	46	2,51,370	1,991
GA_19	Sonapat District (Except areas already authorized) & Jind District	Haryana	Hindustan Petroleum Corporation Limited	38	98,000	1,183
GA_20	Nuh & Palwal Districts	Haryana	Adani Gas Limited	60	1,81,019	803
GA_21	Bilaspur, Hamirpur & Una Districts	Himachal Pradesh	Bharat Gas Resources Limited	10	28,170	-
GA_22	Bokaro, Hazaribagh & Ramgarh Districts	Jharkhand	Indian Oil Corporation Limited	99	79,052	1,300
GA_23	Giridih & Dhanbad Districts	Jharkhand	GAIL Gas Limited	30	50,000	650
GA_24	Chitradurga & Davanagere Districts	Karnataka	Unison Enviro Private Limited	42	1,01,000	75
GA_25	Udupi District	Karnataka	Adani Gas Limited	11	1,10,099	569
GA_26	Ballari & Gadag Districts	Karnataka	Bharat Gas Resources Limited	24	53,850	1,365
GA_27	Bidar District	Karnataka	Bharat Gas Resources Limited	4	6,200	143
GA_28	Dakshina Kannada District	Karnataka	GAIL Gas Limited	100	3,50,000	1,250
GA_29	Ramanagara District	Karnataka	Maharashtra Natural Gas Limited	37	1,13,115	354
GA_30	Kozhikode & Wayanad Districts	Kerala	IndianOil-Adani Gas Private Limited	142	4,21,277	927
GA_31	Malappuram District	Kerala	IndianOil-Adani Gas Private Limited	130	3,38,518	1,671
GA_32	Kannur, Kasaragod & Mahe Districts	Kerala & Puducherry (UT)	IndianOil-Adani Gas Private Limited	125	3,67,176	1,103
GA_33	Palakkad & Thrissur Districts	Kerala	IndianOil-Adani Gas Private Limited	200	6,00,000	2,126
GA_34	Bhopal & Rajgarh Districts	Madhya Pradesh	Consortium of Think Gas	104	5,50,222	2,508

GA ID	GA Name	State	Winning Entity	Work Program		
				CNG Stations	PNG Connections	Steel Pipe (Inch-km)
			Investments PTE Limited			
GA_35	Guna District	Madhya Pradesh	Indian Oil Corporation Limited	7	4,900	400
GA_36	Rewa District	Madhya Pradesh	Indian Oil Corporation Limited	18	7,861	950
GA_37	Satna & Shandol Districts	Madhya Pradesh	Bharat Gas Resources Limited	8	15,600	196
GA_38	Ahmednagar & Aurangabad Districts	Maharashtra	Bharat Gas Resources Limited	106	7,08,100	2,109
GA_39	Valsad (Except area already authorized), Dhule & Nashik Districts	Maharashtra & Gujarat	Maharashtra Natural Gas Limited	156	9,37,965	2,181
GA_40	Latur & Osmanabad Districts	Maharashtra	Unison Enviro Private Limited	30	9,999	10
GA_41	Sangli & Satara Districts	Maharashtra	Bharat Gas Resources Limited	64	3,76,700	2,112
GA_42	Sindhudurg District	Maharashtra	Maharashtra Natural Gas Limited	25	25,779	759
GA_43	Angul & Dhekanal Districts	Odisha	Bharat Gas Resources Limited	21	22,600	1,464
GA_44	Sundargarh & Jharsuguda Districts	Odisha	GAIL Gas Limited	20	1,00,000	500
GA_45	Balasore, Bhadrak & Mayurbhanj Districts	Odisha	Adani Gas Limited	20	1,50,464	506
GA_46	Bargarh, Debagarh & Sambalpur Districts	Odisha	Bharat Gas Resources Limited	11	13,910	650
GA_47	Ganjam, Nayagarh & Puri Districts	Odisha	GAIL Gas Limited	15	51,000	650
GA_48	Jagatsinghpur & Kendrapara Districts	Odisha	Bharat Gas Resources Limited	10	12,550	791
GA_49	Jajpur & Kendujhar Districts	Odisha	Bharat Gas Resources Limited	19	18,200	2,442
GA_50	Karaikal & Nagapattinam Districts	Puducherry (UT) & Tamil Nadu	Torrent Gas Private Limited	27	1,66,644	495
GA_51*	Puducherry District	Puducherry (UT)	Consortium of SKN Haryana City Gas Distribution Pvt. Ltd and Chopra Electricals	130	2,75,000	2,100
GA_52	SAS Nagar District (Except areas already authorized), Patiala & Sangrur Districts	Punjab	Torrent Gas Private Limited	54	5,20,200	2,610
GA_53	Ludhiana District (Except area already authorized), Barnala & Moga Districts	Punjab	Consortium of Think Gas Investments PTE Limited	47	4,51,317	1,486
GA_54	Jalandhar District (Except areas already authorized), Kapurthala & SBS Nagar Districts	Punjab	Consortium of Think Gas Investments PTE Limited	51	3,86,147	1,029
GA_55	Barmer, Jaisalmer & Jodhpur Districts	Rajasthan	Consortium of AG&P LNG Marketing Pte Ltd. & Atlantic Gulf & Pacific	80	5,51,111	-
GA_56	Alwar (Other than Bhiwadi) & Jaipur Districts	Rajasthan	Torrent Gas Private Limited	132	13,20,000	12,030
GA_57	Kota District (Except area already authorized), Baran & Chittorgarh (Only Rawatbhata Taluka) Districts	Rajasthan	Torrent Gas Private Limited	27	60,300	3,393
GA_58	Bhilwara & Bundi Districts	Rajasthan	Adani Gas Limited	25	2,70,056	659
GA_59	Chittorgarh (Other than Rawatbhata Taluka) & Udaipur Districts	Rajasthan	Adani Gas Limited	70	4,00,583	1,568
GA_60	Dholpur District	Rajasthan	Essel Gas Company Limited	14	18,000	412
GA_61*	Kanchipuram District	Tamil Nadu	AG&P LNG Marketing Pte. Ltd.	111	11,51,111	668
GA_62*	Chennai & Tiruvallur Districts	Tamil Nadu	Torrent Gas Private Limited	222	33,00,000	6,666
GA_63	Coimbatore District	Tamil Nadu	Indian Oil Corporation Limited	273	9,12,783	2,500
GA_64	Cuddalore, Nagapattinam & Tiruvarur Districts	Tamil Nadu	Adani Gas Limited	40	3,00,089	839
GA_65	Ramanathapuram District	Tamil Nadu	Consortium of AG&P LNG Marketing Pte Ltd. & Atlantic Gulf & Pacific	11	41,311	251
GA_66	Salem District	Tamil Nadu	Indian Oil Corporation Limited	158	3,37,062	1,368
GA_67	Tiruppur District	Tamil Nadu	Adani Gas Limited	75	3,75,005	829
GA_68	Bhadradri Kothagudem & Khamman Districts	Telangana	Megha Engineering & Infrastructures Limited	12	99,999	800
GA_69	Jagtial, Peddapalli, Karimnagar & Rajanna Sircilla Districts	Telangana	Indian Oil Corporation Limited	5	5,731	520
GA_70	Jangaon, Jayashankar Bhupalpally, Mahabubabad, Warangal Urban & Warangal Rural Districts	Telangana	Megha Engineering & Infrastructures Limited	12	99,999	800
GA_71	Medak, Siddipet & Sangareddy Districts	Telangana	Torrent Gas Private Limited	54	3,10,770	5,076
GA_72*	Medchal-Malkajgiri, Ranga Reddy & Vikarabad Districts	Telangana	Megha Engineering & Infrastructures Limited	110	4,15,000	2,020
GA_73	Nalgonda Suryapet & Yadadri Bhuvanagiri Districts	Telangana	Megha Engineering & Infrastructures Limited	75	3,50,000	1,500
GA_74	Gomati District	Tripura	Tripura Natural Gas Company	6	11,514	170

GA ID	GA Name	State	Winning Entity	Work Program		
				CNG Stations	PNG Connections	Steel Pipe (Inch-km)
			Limited			
GA_75	West Tripura (Except areas already authorized) District	Tripura	Tripura Natural Gas Company Limited	6	15,800	60
GA_76	Bulandshahr District (Except areas already authorized), Aligarh & Hathras Districts	Uttar Pradesh	IndianOil-Adani Gas Private Limited	46	1,43,404	1,662
GA_77	Allahabad District (Except areas already authorized), Bhadohi & Kaushambi Districts	Uttar Pradesh	IndianOil-Adani Gas Private Limited	24	58,658	680
GA_78	Amethi, Pratapgarh & Raebareli Districts	Uttar Pradesh	Bharat Gas Resources Limited	20	18,169	385
GA_79	Auraiya, Kanpur Dehat & Etawah Districts	Uttar Pradesh	Torrent Gas Private Limited	27	1,18,800	1,602
GA_80	Faizabad & Sultanpur Districts	Uttar Pradesh	Green Gas Limited	4	4,000	350
GA_81	Gorakhpur, Sant Kabir Nagar & Kushinagar Districts	Uttar Pradesh	Torrent Gas Private Limited	36	1,78,200	5,814
GA_82	Meerut District (Except areas already authorized), Muzaffarnagar & Shamli Districts	Uttar Pradesh	Indraprastha Gas Limited	36	1,05,543	1,755
GA_83	Moradabad (Except areas already authorized) District	Uttar Pradesh	Torrent Gas Private Limited	27	1,54,800	792
GA_84	Unnao (Except areas already authorized) District	Uttar Pradesh	Green Gas Limited	2	3,000	150
GA_85	Dehradun District	Uttarakhand	GAIL Gas Limited	50	3,00,001	900
GA_86	Burdwan District	West Bengal	IndianOil-Adani Gas Private Limited	80	2,47,852	2,230
<b>Total</b>				<b>4,346</b>	<b>2,10,48,045</b>	<b>1,12,696</b>

\* GA ID-51, 61 & 62 are sub-judice.



## Appendix - III

### Geographical Areas (GAs) offered in 10<sup>th</sup> CGD Bidding Round

Unique GA. ID.	Geographical Area	State	Population	Area (Sq. km.)
10.01	Anantapur and YSR (Kadapa) Districts	Andhra Pradesh	69,63,617	34,489
10.02	Sri Potti Sriramulu Nellore District	Andhra Pradesh	29,63,557	13,076
10.03	Chittoor, Kolar and Vellore Districts	Andhra Pradesh, Tamil Nadu and Karnataka	96,46,796	25,206
10.04	Araria, Purnia, Katihar and Kishanganj Districts	Bihar	1,08,37,617	11,000
10.05	Arwal, Jehanabad, Bhojpur and Buxar Districts	Bihar	62,60,915	5,667
10.06	Khagaria, Saharsa and Madhepura Districts	Bihar	55,69,309	4,961
10.07	Lakhisarai, Munger and Bhagalpur Districts	Bihar	54,06,443	5,216
10.08	Muzaffarpur, Vaishali, Saran and Samastipur Districts	Bihar	1,65,09,511	10,753
10.09	Nawada and Koderma Districts	Bihar and Jharkhand	29,35,405	5,034
10.10	Deoghar, Sheikhpura and Jamui Districts	Bihar and Jharkhand	38,88,820	6,264
10.11	Kaithal District	Haryana	10,74,304	2,317
10.12	Sirsa, Fatehabad and Mansa (Punjab) Districts	Haryana and Punjab	30,06,951	9,013
10.13	Chatra and Palamu Districts	Jharkhand	29,82,755	8,111
10.14	Seraikela-Kharsawan District	Jharkhand	10,65,056	2,657
10.15	West Singhbhum District	Jharkhand	15,02,338	7,224
10.16	Bagalkot, Koppal and Raichur Districts	Karnataka	52,08,484	20,564
10.17	Chikmagalur, Hassan and Kodagu Districts	Karnataka	34,98,249	16,266
10.18	Gulbarga and Bijapur Districts	Karnataka	47,43,657	21,452
10.19	Mysuru, Mandya and Chamaranagar Districts	Karnataka	58,27,687	16,917
10.20	Uttara Kannada, Haveri and Shimoga Districts	Karnataka	47,43,657	21,452
10.21	Alappuzha, Kollam and Thiruvananthapuram Districts	Kerala	80,64,591	6,087
10.22	Ashoknagar District	Madhya Pradesh	8,45,071	4,674
10.23	Gwalior (Except already authorized) District and Sheopur District	Madhya Pradesh	27,19,897	11,166
10.24	Morena District	Madhya Pradesh	19,65,970	4,989
10.25	Raisen, Shajapur and Sehore Districts	Madhya Pradesh	41,55,610	21,239
10.26	Shivpuri District	Madhya Pradesh	17,26,050	10,066
10.27	Sidhi and Singrauli Districts	Madhya Pradesh	23,05,306	10,526
10.28	Ujjain (Except area already authorized) District, Dewas (Except area already authorized) District and Indore (Except area already authorized) District	Madhya Pradesh	68,27,276	17,009
10.29	Anuppur, Bilaspur and Korba Districts	Madhya Pradesh and Chhattisgarh	46,19,506	18,617
10.30	Jhabua, Banswara, Ratlam and Dungarpur Districts	Madhya Pradesh and Rajasthan	56,66,154	16,753
10.31	Jhansi (Except area already authorized) District, Bhind, Jalaun, Lalitpur and Datia Districts	Madhya Pradesh and Uttar Pradesh	73,99,928	21,989
10.32	Ferozepur, Faridkot and Sri Muktsar Sahib Districts	Punjab	25,22,278	6,950
10.33	Hoshiarpur and Gurdaspur Districts	Punjab	32,08,350	5,986
10.34	Ajmer, Pali and Rajsamand Districts	Rajasthan	57,77,222	25,523
10.35	Jalore and Sirohi Districts	Rajasthan	28,65,076	15,776
10.36	Azamgarh, Mau and Ballia Districts	Uttar Pradesh	1,00,59,655	8,748
10.37	Bareilly (Except area already authorized) District, Pilibhit and Rampur Districts	Uttar Pradesh	82,26,530	10,173
10.38	Basti and Ambedkarnagar Districts	Uttar Pradesh	48,62,352	5,038
10.39	Farrukhabad, Etah and Hardoi Districts	Uttar Pradesh	77,52,529	10,598
10.40	Gonda and Barabanki Districts	Uttar Pradesh	66,94,618	8,405
10.41	Jaunpur and Ghazipur Districts	Uttar Pradesh	81,14,472	7,415
10.42	Kanpur (Except area already authorized) District, Fatehpur and Hamirpur Districts	Uttar Pradesh	37,37,018	8,173
10.43	Mainpuri and Kannauj Districts	Uttar Pradesh	35,25,145	4,853
10.44	Mirzapur, Chandauli and Sonbhadra Districts	Uttar Pradesh	63,12,285	13,851
10.45	Shahjahanpur and Budaun Districts	Uttar Pradesh	66,88,434	9,556
10.46	Bijnor and Nainital Districts	Uttar Pradesh and Uttarakhand	46,37,318	8,812
10.47	Darjeeling, Jalpaiguri and Uttar Dinajpur Districts	West Bengal	87,26,803	12,516
10.48	Howrah (Except Area already authorized) District and Hooghly (Except Area already authorized) District	West Bengal	1,03,69,174	4,616
10.49	Nadia (Except Area already authorized) District and North 24 Parganas (Except Area already authorized) District	West Bengal	1,51,77,381	8,021
10.50	South 24 Parganas (Except Area already authorized) District	West Bengal	81,61,961	9,960

## About PNGRB

The Petroleum and Natural Gas Regulatory Board (PNGRB) was constituted under The Petroleum and Natural Gas Regulatory Board Act, 2006 (NO. 19 OF 2006) notified via Gazette Notification dated 31<sup>st</sup> March, 2006 to protect the interests of consumers and entities engaged in specified activities relating to petroleum, petroleum products and natural gas and to promote competitive markets and for matters connected therewith or incidental thereto. Accordingly, PNGRB authorises the CGD networks, natural gas and petroleum product pipelines, determines tariff, lays down the technical and safety standards etc. PNGRB's current focus is to increase the market share of Natural Gas in India's energy basket, create infrastructure to support higher consumption of Natural Gas, create a transparent and vibrant Natural Gas market and balance the interests of consumers, transporters and producers of Natural Gas.



*Contact Us*

### **Petroleum and Natural Gas Regulatory Board**

First Floor, World Trade Centre,  
Babar Road, New Delhi – 110001

[www.pngrb.gov.in](http://www.pngrb.gov.in)

 [facebook.com/pngrb](https://facebook.com/pngrb)

 [twitter.com/pngrb\\_](https://twitter.com/pngrb_)

 [in.linkedin.com/company/pngrb](https://in.linkedin.com/company/pngrb)

For information related to 10<sup>th</sup> CGD Bidding Round

Shri Arvind Kumar

Email : [cgd-bids@pngrb.gov.in](mailto:cgd-bids@pngrb.gov.in)