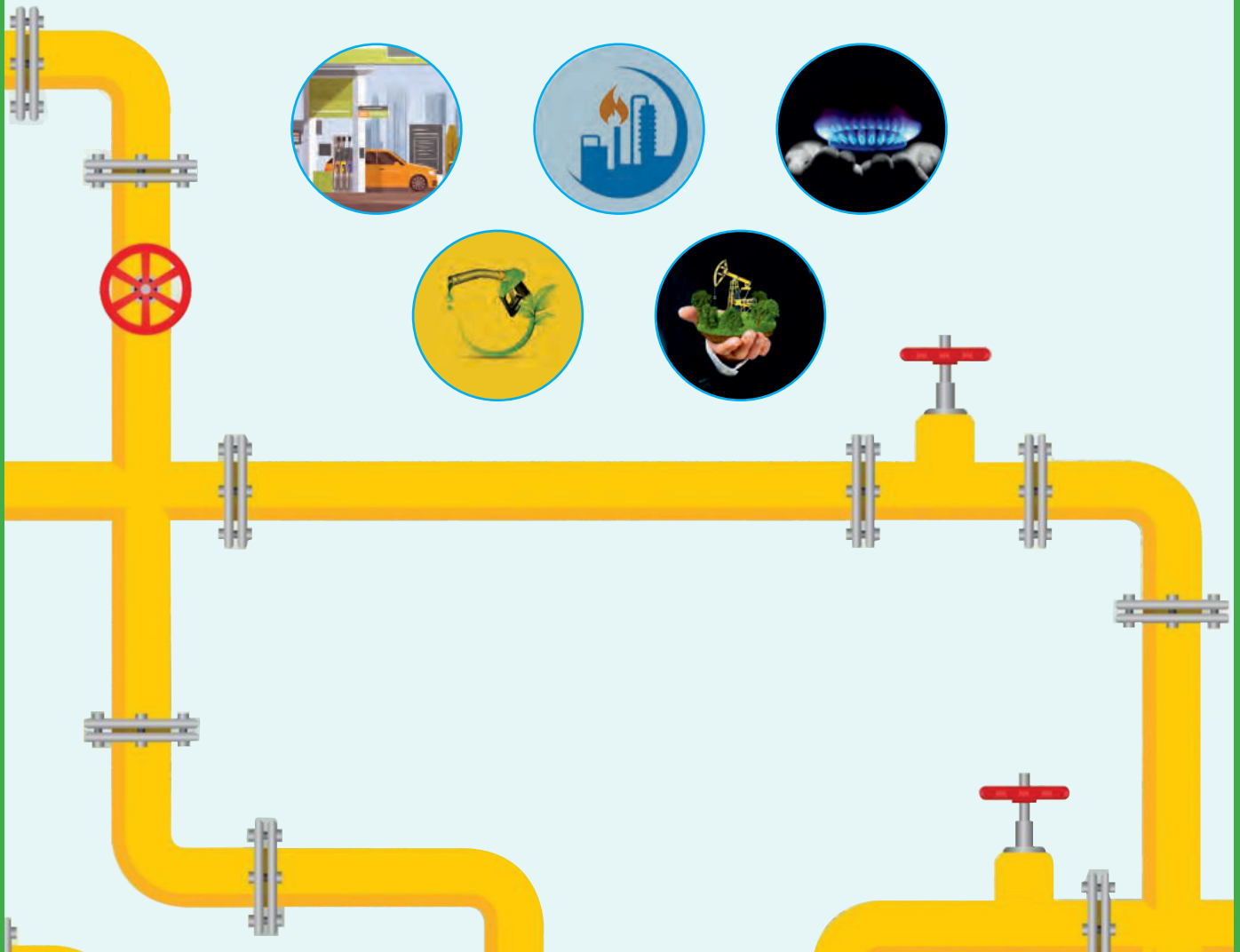




PETROLEUM AND NATURAL GAS REGULATORY BOARD

12th CGD BIDDING ROUND



Natural Gas in India

Share of Natural Gas in India's energy basket is about 6% as against 24.4% globally. In India, in the state of Gujarat itself, it is 26%. The country aims to increase the share of Natural Gas in our energy basket to 15%.

Natural Gas is an environment friendly fuel as compared with coal and other liquid fossil fuels. Industry is thus shifting from pet-coke, furnace oil and coal to natural gas, which reduces CO₂ emissions significantly. Similarly, shift in use from diesel and petrol to Compressed Natural Gas (CNG) will also reduce CO₂ emissions. In India, a very large number of households still depend upon wood, crop wastes, dung cakes for kitchen fuel. These increase household pollution, severely impacting the health of women and children in particular.



The Hon'ble Prime Minister made a commitment in COP21 Paris Convention in December 2015 that by 2030, India would reduce carbon emissions intensity by 45% of 2005 level.

India has set the target to have net-zero emission by 2070 and to have 50% of cumulative power generation from non-fossil fuels by 2030.

India initiated Global Biofuel Alliance at G20 Summit in September 2023 to support development and deployment of sustainable biofuels. It will help accelerate India's existing biofuels programs such as PM-JIVANYojna, SATAT, and GOBARdhan scheme.

PNG is safer than LPG. PNG being lighter than air, dissipates immediately in the air in case of leak. The flow of PNG can be easily controlled by various safety checks/valves installed in the system.

As PNG is supplied through pipe, it is an uninterrupted supply round-the-clock. There is no need to store cylinders in the kitchen and thus it is space economical. Existing LPG appliances with minor modification can be used for PNG.

Impetus to Natural Gas



Shri Hardeep Singh Puri, Hon'ble Minister of Petroleum & Natural Gas and Housing & Urban Affairs at Global Conference on Compressed Biogas

“Government of India has set a target to increase the share of gas in the energy mix up to 15% in 2030 to make India a Gas-based economy. Presently we are importing around 50% of our requirement of Natural gas. Speedy expansion of CBG will help in meeting our additional requirement from domestic resources.”

Highlights of 12th CGD Bidding Round:

- 7 Geographical Areas (GAs) offered
- Spread over 5 States & 2 Union Territories
- Covers 92 districts
- Covers approx. 2% of India's Population and 12% area
- Post 12th CGD Bidding Round, 5 States - namely, Arunachal Pradesh, Meghalaya, Manipur, Nagaland & Sikkim - along with 2 Union Territories - namely, Jammu & Kashmir and Ladakh - would be authorized for Development of CGD Networks.
- Post 12th CGD Bidding Round almost entire country (except Mizoram, Andaman & Nicobar and Lakshadweep) would have access to CGD Networks.

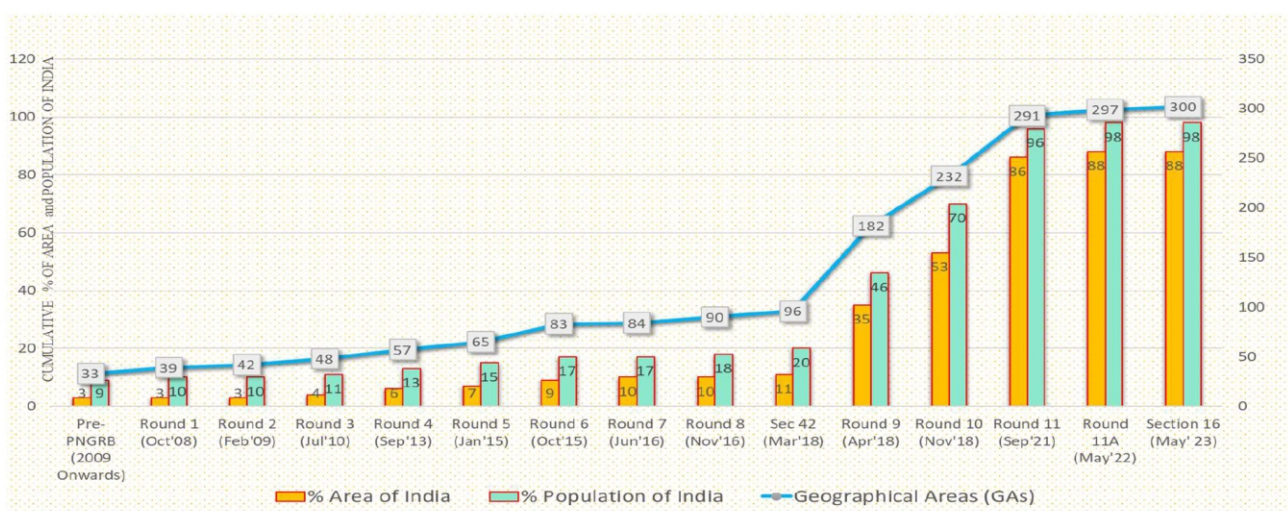
Important features of 12th CGD Bidding Round:

- Investor-friendly Regulations
- Level playing field and easy eligibility criteria
- Performance Bank Guarantee capped at Rs. 50 Crore
- Exclusivity from purview of common carrier retained as 8 years
- Infrastructure Exclusivity for 25 years continues
- Gas pipeline operator to provide connectivity to CGD network within 180/270 days

Policy Enablers to Promote Gas Usage in India

- Regulatory interventions
 - CNG in public transport in certain cities
 - Ban on Pet coke and Furnace Oil - Delhi, Haryana, Uttar Pradesh and Rajasthan
- Domestic gas allocation for PNG (Domestic) and CNG (Transport)
- CGD granted "Public Utility" status
- State Governments commitment for facilitation of CGD networks

Snapshot of City Gas Distribution Authorizations in India



Coverage of Population of India and its Area

CGD Authorizations	Geographical Areas (GAs)		% Population of India		% Area of India	
	Standalone	Cumulative	Standalone	Cumulative	Standalone	Cumulative
Pre-PNGRB	33	33	9.28	9.28	2.95	2.95
Round 1 (Oct '08)	6	39	0.33	9.61	0.03	2.98
Round 2 (Feb '09)	3	42	0.23	9.84	0.03	3.01
Round 3 (Jul '10)	8	50	0.77	10.61	1.21	4.22
Round 4 (Sept '13)	9	59	2.27	12.88	1.29	5.51
Round 5 (Jan '15)	8	67	2.04	14.92	1.82	7.33
Round 6 (Oct '15)	17	84	2.07	16.99	2.02	9.35
Round 7 (Jun '16)	1	85	0.36	17.35	0.46	9.81
Round 8 (Nov '16)	6	91	0.94	18.29	0.57	10.38
Sec. 42 (Mar '18)	6	97	1.57	19.86	0.61	10.99
Round 9 (Apr '18)	86	183	26.38	46.24	23.82	34.81
Round 10 (Nov '18)	50	233	24.23	70.47	17.92	52.73
Round 11 (Sep'21)	61	294	26.00	96.47	33.00	85.73
Round 11A (Jan'22)	6	300	2.00	98.47	2	87.73

A list of Geographical Areas authorised upto 8th CGD Bidding Round is given in **Appendix - I**.

Present Status of CGD Infrastructure in India

July, 2023

➤ Domestic PNG Connections	–	1,14,46,646
➤ Commercial PNG Connections	–	38,748
➤ Industrial PNG Connections	–	17,187
➤ Total PNG Connections	–	1,15,02,581
➤ CNG Stations	–	5,899
➤ Steel Pipeline Infrastructure (Inch-km)	–	1,67,972
➤ MDPE Pipeline Infrastructure (Inch-km)	–	2,92,004

9th, 10th, 11th & 11A CGD Bidding Rounds – A Great Success

Particulars	9 th Round	10 th Round	11 th Round	11A Round	Total
Geographical Areas offered	86	50	61	6	203
Bid received	406	225	439	28	1098
Entities	38	25	26	10	-
Coverage					
State/Union Territories	22	14	20	5	27
(a) Districts	174 Districts (156 full & 18 part)	124 Districts (112 full & 12 part)	215 Districts (212 full and 3 part)	27	540 Districts
(b) Area (%)	23.82	17.92	26	2	69.7
(c) Population (%)	26.38	24.23	33	2	85.6
Minimum Work Program					
PNG Domestic Connections	221 Lakh	202 Lakh	574 Lakh	131 Lakh	1,128 Lakh
CNG Stations	4,603	3,578	8,721	819	17,221
Steel Pipeline (Inch-KM)	1.16 Lakh	0.58 Lakh	1.23 Lakh	0.11 Lakh	1.74 Lakh

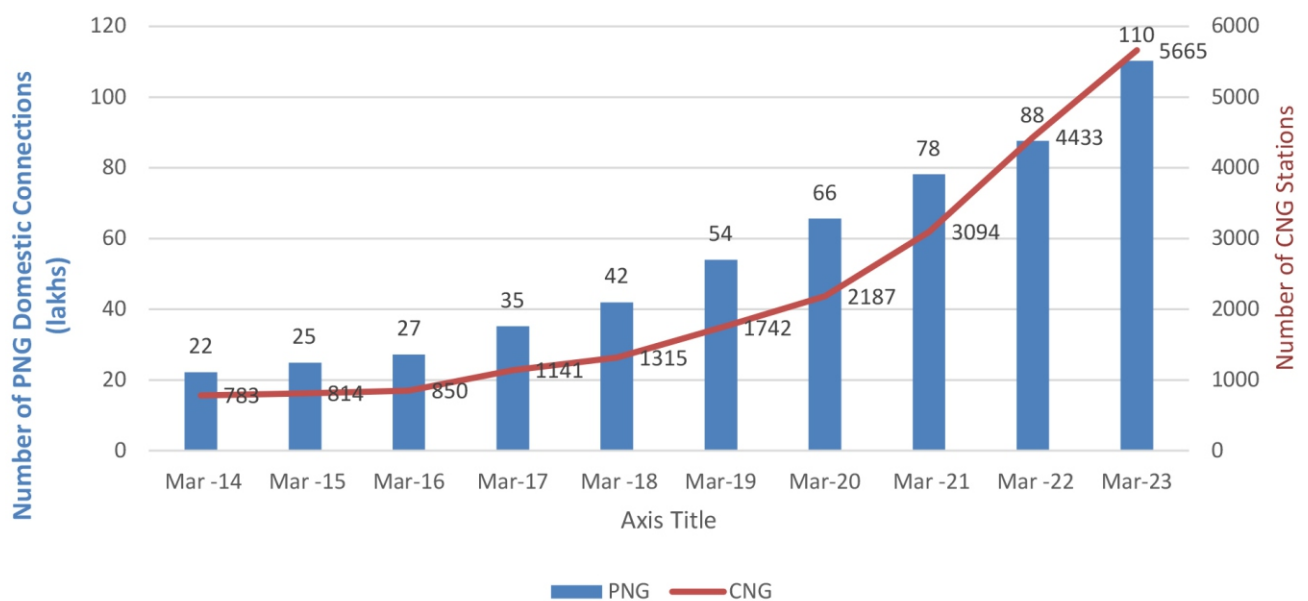
Details of Geographical Areas along with commitment made by CGD Entities in respect of PNG domestic connections, CNG Stations and Steel Pipeline (Inch-KM) during 9th, 10th, 11th & 11A CGD Bidding Round is given in **Appendix – II, Appendix – III, Appendix – IV, Appendix – V**, respectively.

Road Shows during 11th CGD Bidding Rounds

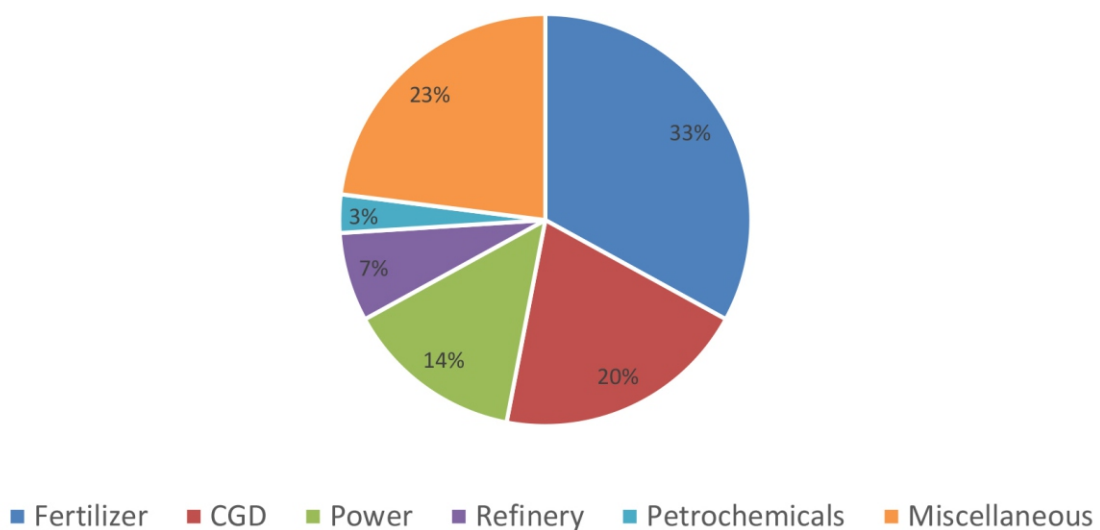
- PNGRB organized roadshows at Dubai, Jammu, and Dehradun for creating awareness about City Gas Distribution business and for marketing of Bidding Round. Further, one event was done virtually.
- This resulted in participation of 26 entities.

India - Post 11th CGD Bidding Round

- Except the states of Arunachal Pradesh, Meghalaya, Nagaland, Sikkim, Manipur, Mizoram and Union Territories (UTs) of Jammu and Kashmir, Ladakh, Andaman and Nicobar Islands, and Lakshdweep, all the states and UTs are fully authorized for development of CGD networks.
- 88% of India's area and 98% of its population spread over more than 640 districts would have access to CGD Networks for supply of natural gas.



Sector Wise Consumption of Natural Gas (2022-23)



Natural Gas Pipeline Infrastructure in India

➤ Total Authorized Pipelines	–	32,072 KMs
➤ Operational Pipelines	–	22,191 KMs
➤ Under Construction Pipelines	–	11,172 KMs
➤ Planned Pipelines i.e. Bidding/EOI Stage	–	1,715 KMs

Details of operational, partially commissioned and under construction Natural Gas Pipelines are given in **Appendix - VI**.

Unified Tariff:

The Petroleum & Natural Gas Regulatory Board has brought Unified Tariff from April, 2023 for interconnected natural gas pipelines. The reform will especially benefit the consumers located in the far-flung areas where earlier the additive tariff was applicable. This will increase the gas utilization in the country.

LNG Terminals in India

LNG Terminal	Entity/Promoters	Status	Capacity (MMTPA)
Dahej	Petronet LNG Limited	Operational	17.5
Hazira	Hazira LNG Private Limited/Shell	Operational	5.0
Dabhol Ratnagiri*	Konkan LNG Private Limited	Operational	2.0
Kochi	Petronet LNG Limited	Operational	5.0
Ennore	Indian Oil Corporation Limited	Operational	5.0
Mundra	GSPC LNG Limited	Operational	5.0
Total Existing Capacity			39.5
Jaigarh	Western Concessions Private Limited	Operational	4.0
Dhamra	Adani Group & Total Group	Under Construction	5.0
Chhara	HPCL Shapoorji Energy Private Limited	Under Construction	5.0
Jafrabad FSRU	Swan Energy	Proposed	5.0
Dabhol	GAIL	Under Construction	3.3
Proposed/Upcoming Capacity			22.3
*5 MMTPA with breakwater Source: PPAC and MoPNG			



CGD Authorizations until 8th CGD Bidding Round

Appendix – I

S. No.	Unique GA ID	Geographical Area (GA)	State / Union Territory	Authorized Entity	Date of Authorization
1st CGD Bidding Round					
1	1.01	Dewas (part) District	Madhya Pradesh	GAIL Gas Limited	1-Jun-09
2	1.02	Kota (part) District	Rajasthan	Rajasthan State Gas Limited	1-Jun-09
3	1.03	Mathura (part) District	Uttar Pradesh	Torrent Gas Private Limited	11-Jun-09
4	1.04	Kakinada	Andhra Pradesh	Bhagyanagar Gas Limited	12-Jun-09
5	1.05	Sonapat (part) District	Haryana	GAIL Gas Limited	12-Jun-09
6	1.06	Meerut (part) District	Uttar Pradesh	GAIL Gas Limited	12-Jun-09
2nd CGD Bidding Round					
7	2.01	Chandigarh (UT) and Panchkula (part), SAS Nagar (part) & Solan (part) Districts	Chandigarh, Haryana, Punjab & Himachal Pradesh	IndianOil-Adani Gas Private Limited	8-May-13
8	2.02	Allahabad (part) District	Uttar Pradesh	IndianOil-Adani Gas Private Limited	8-May-13
9	2.03	Jhansi (part) District	Uttar Pradesh	Central UP Gas Limited	26-Feb-14
3rd CGD Bidding Round					
10	3.01	Jalandhar (part) District	Punjab	Jay Madhok Energy Private Limited led Consortium	6-Sep-13
11	3.02	Bhavnagar	Gujarat	Gujarat Gas Limited	5-Mar-14
12	3.03	Jamnagar	Gujarat	Gujarat Gas Limited	17-Jan-14
13	3.04	Kutch West	Gujarat	Gujarat Gas Limited	19-Dec-14
14	3.05	Kutch East	Gujarat	Jay Madhok Energy Private Limited led Consortium	12-Mar-15
15	3.06	Ludhiana (part) District	Punjab	Jay Madhok Energy Private Limited led Consortium	25-Jul-15
4th CGD Bidding Round					
16	4.01	Bengaluru Rural and Urban Districts	Karnataka	GAIL Gas Limited	18-Feb-15
17	4.02	Panipat District	Haryana	IndianOil-Adani Gas Private Limited	1-Apr-15
18	4.03	Palghar District and Thane Rural	Maharashtra	Gujarat Gas Limited	1-Apr-15
19	4.04	Raigarh District (excluding areas already authorized)	Maharashtra	Mahanagar Gas Limited	1-Apr-15
20	4.05	UT of Dadra & Nagar Haveli	Dadra & Nagar Haveli	Gujarat Gas Limited	1-Apr-15
21	4.06	UT of Daman	Daman and Diu	IndianOil-Adani Gas Private Limited	1-Apr-15
22	4.07	Amritsar District	Punjab	Gujarat Gas Limited	5-May-15
23	4.08	Pune District (excluding areas already authorized)	Maharashtra	Torrent Gas Private Limited	18-May-15
24	4.09	Ernakulam District	Kerala	IndianOil-Adani Gas Private Limited	14-Oct-15
5th CGD Bidding Round					
25	5.01	Udham Singh Nagar District	Uttarakhand	IndianOil-Adani Gas Private Limited	28-Jul-15
26	5.02	Haridwar District	Uttarakhand	Haridwar Natural Gas Private Limited	27-Jul-15
27	5.03	East Godavari District (excluding area already authorized)	Andhra Pradesh	Godavari Gas Private Limited	14-Aug-15
28	5.04	West Godavari District	Andhra Pradesh	Godavari Gas Private Limited	14-Aug-15
29	5.05	Tumkur District	Karnataka	Megha City Gas Distribution Private Limited	14-Aug-15
30	5.06	Krishna District (excluding area already authorized)	Andhra Pradesh	Megha City Gas Distribution Private Limited	14-Sep-15
31	5.07	Dharwad District	Karnataka	IndianOil-Adani Gas Private Limited	14-Sep-15
32	5.08	Belgaum District	Karnataka	Megha City Gas Distribution Private Limited	14-Sep-15
6th CGD Bidding Round					
33	6.01	Bhatinda District	Punjab	Gujarat Gas Limited	10-May-16
34	6.02	Saharanpur District	Uttar Pradesh	Bharat Petroleum Corporation Limited	12-Jul-19
35	6.03	Amreli District	Gujarat	Gujarat Gas Limited	27-May-16
36	6.04	Patan District	Gujarat	Sabarmati Gas Limited	27-May-16
37	6.05	Dahej Vagra Taluka	Gujarat	Gujarat Gas Limited	6-Jun-16
38	6.06	Rupnagar District	Punjab	Bharat Petroleum Corporation Limited	12-Jul-19
39	6.07	North Goa District	Goa	Goa Natural Gas Private Limited	24-Jun-16
40	6.08	Dahod District	Gujarat	Gujarat Gas Limited	27-Jun-16
41	6.09	Banaskantha District	Gujarat	IRM Energy Private Limited	1-Jul-16
42	6.10	Anand District (excluding areas already authorized)	Gujarat	Gujarat Gas Limited	4-Jul-16
43	6.11	Panchmahal District	Gujarat	Gujarat Gas Limited	4-Jul-16

City Gas Distribution in India

S. No.	Unique GA ID	Geographical Area (GA)	State / Union Territory	Authorized Entity	Date of Authorization
44	6.12	Fatehgarh Sahib District	Punjab	IRM Energy Private Limited	5-Jul-16
45	6.13	Yamunanagar District	Haryana	Bharat Petroleum Corporation Limited	12-Jul-19
46	6.14	Ratnagiri District	Maharashtra	Unison Enviro Private Limited	9-Aug-16
47	6.15	Rewari District	Haryana	Indraprastha Gas Limited	19-Aug-16
48	6.16	Dhar District	Madhya Pradesh	Naveriya Gas Private Limited	7-Nov-16
49	6.17	Rohtak District	Haryana	Bharat Petroleum Corporation Limited	12-Jul-19
50	6.18	Ahmedabad District (EAAA)	Gujarat	Gujarat Gas Limited	22-Jun-16
7th CGD Bidding Round					
51	7.01	Solapur District	Maharashtra	Sholagasco Private Limited	6-Mar-17
8th CGD Bidding Round					
52	8.01	South Goa District	Goa	Indian Oil-Adani Gas Private Limited	7-Feb-18
53	8.02	Karnal District	Haryana	Indraprastha Gas Limited	8-Feb-18
54	8.03	Ambala and Kurukshetra Districts	Haryana	HPOIL Gas Private Limited	2-Jul-19
55	8.04	Kolhapur District	Maharashtra	HPOIL Gas Private Limited	2-Jul-19
56	8.05	Bulandshahr (part) District	Uttar Pradesh	Indian Oil-Adani Gas Private Limited	6-Mar-18
57	8.06	Bagpat District	Uttar Pradesh	Baghpat Green Energy Private Limited	10-Apr-19
Pre-PNGRB - Central Government Authorizations (Regulation 17 of CGD Authorization Regulation)					
58	99.01	NCT of Delhi	Delhi	Indraprastha Gas Limited	9-Jan-09
59	99.02	Mumbai & Greater Mumbai	Maharashtra	Mahanagar Gas Limited	21-Jan-09
60	99.03	Bareilly (part) District	Uttar Pradesh	Central UP Gas Limited	22-Apr-09
61	99.04	Kanpur (part) District	Uttar Pradesh	Central UP Gas Limited	22-Apr-09
62	99.05	Pune City including Pimpri-Chiechwad & adjoining contiguous areas Hinjewadi, Chakan, Talegaon	Maharashtra	Maharashtra Natural Gas Limited	1-Jun-09
63	99.06	Vijayawada	Andhra Pradesh	Bhagyanagar Gas Limited	28-Jul-09
64	99.07	Thane Urban and adjoining municipalities	Maharashtra	Mahanagar Gas Limited	4-Aug-09
65	99.08	Indore (including Ujjain City) (part) District	Madhya Pradesh	Aavantika Gas Limited	31-Aug-09
66	99.09	Hyderabad	Telangana	Bhagyanagar Gas Limited	9-Oct-09
67	99.10	Agra	Uttar Pradesh	Green Gas Limited	12-Nov-09
68	99.11	Gandhinagar, Mehsana, Sabarkantha	Gujarat	Sabarmati Gas Limited	16-Dec-09
69	99.12	Gwalior (part) District	Madhya Pradesh	Aavantika Gas Limited	4-Jan-10
70	99.13	Firozabad (Taj Trapezium Zone)	Uttar Pradesh	GAIL Gas Limited	26-Sep-11
71	99.14	Kolkata Municipal Corporation and Parts of adjoining Districts	West Bengal	Bengal Gas Company Limited	13-Jun-19
72	99.15	Upper Assam	Assam	Assam Gas Company Limited	6-Feb-15
73	99.16	Agartala	Tripura	Tripura Natural Gas Company Limited	24-Feb-15
74	99.17	Lucknow	Uttar Pradesh	Green Gas Limited	15-Mar-16
75	99.18	Vadodara	Gujarat	Vadodara Gas Limited	28-Oct-16
76	99.19	Ghaziabad	Uttar Pradesh	Indraprastha Gas Limited	06-Sep-19
77	99.20	Noida (including Greater Noida)	Uttar Pradesh	Indraprastha Gas Limited	25-Apr-23
Pre-PNGRB - Other than Central Government Authorizations (Regulation 18 of CGD Authorization Regulation)					
78	98.01	Khurja	Uttar Pradesh	Adani Gas Limited	4-Dec-12
79	98.02	Surat, Bharuch, Ankleshwar	Gujarat	Gujarat Gas Limited	8-Nov-12
80	98.03	Moradabad (part) District	Uttar Pradesh	Torrent Gas Private Limited	13-Jun-19
81	98.04	Nadiad	Gujarat	Gujarat Gas Limited	1-Oct-13
82	98.05	Navsari (part) District	Gujarat	Gujarat Gas Limited	1-Oct-13
83	98.06	Rajkot	Gujarat	Gujarat Gas Limited	1-Oct-13
84	98.07	Surendranagar (part) District	Gujarat	Gujarat Gas Limited	1-Oct-13
85	98.08	Ahmedabad City and Daskroi Area	Gujarat	Adani Gas Limited	28-Nov-13
86	98.09	Hazira	Gujarat	Gujarat Gas Limited	17-Jul-14
87	98.10	Valsad (part) District	Gujarat	Gujarat Gas Limited	20-Jan-15
88	98.11	Anand area including Kanjari & Vadtal Villages (in Kheda District)	Gujarat	Charotar Gas Sahakari Mandali Limited	12-May-15
89	98.12	Bhiwadi (in Alwar District)	Rajasthan	Haryana City Gas Distribution (Bhiwadi) Limited	8-Jul-19
90	98.13	Gurugram – 2	Haryana	Haryana City Gas Distribution Limited	25-Apr-23
Under Section 42 of PNGRB Act, 2006					
91	97.01	Patna District	Bihar	GAIL (India) Limited	7-Mar-18
92	97.02	East Singhbhum District	Jharkhand	GAIL (India) Limited	7-Mar-18
93	97.03	Ranchi District	Jharkhand	GAIL (India) Limited	7-Mar-18
94	97.04	Khordha District	Odisha	GAIL (India) Limited	7-Mar-18
95	97.05	Cuttack District	Odisha	GAIL (India) Limited	7-Mar-18
96	97.06	Varanasi District	Uttar Pradesh	GAIL (India) Limited	7-Mar-18
Under Section 16 of PNGRB Act, 2006					
97	95.01	Faridabad-2	Haryana	Adani Total Gas Limited	25-Apr-23

CGD Authorizations in 9th CGD Bidding Round

Unique GA ID	Geographical Area (GA)	State / Union Territory	Authorized Entity	Minimum Work Program		
				CNG Stations	PNG Connections	Steel Pipe (Inch-km)
9.01	Srikakulam, Visakhapatnam & Vizianagaram Districts	Andhra Pradesh	Indian Oil Corporation Limited	211	9,29,842	2,300
9.02	Cachar, Hailakandi & Karimganj Districts	Assam	Purba Bharti Gas Private Limited	21	95,001	751
9.03	Kamrup & Kamrup Metropolitan Districts	Assam	Consortium of Assam Gas Company Limited, Oil India Limited and GAIL Gas Limited	51	3,21,001	961
9.04	Aurangabad, Kaimur & Rohtas Districts	Bihar	Indian Oil Corporation Limited	12	14,271	800
9.05	Begusarai District	Bihar	Think Gas Begusarai Private Limited	25	1,69,787	762
9.06	Gaya & Nalanda Districts	Bihar	IndianOil-Adani Gas Private Limited	46	37,591	1,304
9.07	Diu & Gir Somnath Districts	Daman and Diu & Gujarat	IRM Energy Private Limited	35	91,000	188
9.08	Surendranagar District (Except areas already authorized)	Gujarat	Adani Gas Limited	20	87,005	839
9.09	Barwala & Ranpur Talukas	Gujarat	Adani Gas Limited	4	12,098	209
9.10	Navsari District (Except areas already authorized), Surat District (Except areas already authorized), Tapi District (Except areas already authorized) & the Dangs District	Gujarat	Adani Gas Limited	25	90,191	1,010
9.11	Junagadh District	Gujarat	Torrent Gas Private Limited	45	77,400	3,186
9.12	Kheda District (Except areas already authorized), Morbi District (Except areas already authorized) & Mahisagar District	Gujarat	Adani Gas Limited	30	1,75,007	1,010
9.13	Narmada (Rajpipla) District	Gujarat	Gujarat Gas Limited	4	1,750	55
9.14	Porbandar District	Gujarat	Adani Gas Limited	12	60,464	704
9.15	Panchkula District (Except areas already authorized), Sirmaur, Shimla & Solan (Except areas already authorized) Districts	Haryana & Himachal Pradesh	IndianOil-Adani Gas Private Limited	45	32,360	-
9.16	Bhiwani, Charkhi Dadri & Mahendragarh Districts	Haryana	Adani Gas Limited	60	1,50,464	1,010
9.17	Hisar District	Haryana	HCG (KCE) Private Limited	46	2,51,370	1,991
9.18	Jhajjar District	Haryana	Haryana City Gas (KCE) Private Limited	46	1,38,815	1,175
9.19	Sonapat District (Except areas already authorized) & Jind District	Haryana	Hindustan Petroleum Corporation Limited	38	98,000	1,183
9.20	Nuh & Palwal Districts	Haryana	Adani Gas Limited	60	1,81,019	803
9.21	Bilaspur, Hamirpur & Una Districts	Himachal Pradesh	Bharat Petroleum Corporation Limited	10	28,170	-
9.22	Bokaro, Hazaribagh & Ramgarh Districts	Jharkhand	Indian Oil Corporation Limited	99	79,052	1,300
9.23	Giridih & Dhanbad Districts	Jharkhand	GAIL Gas Limited	30	50,000	650
9.24	Chitradurga & Davanagere Districts	Karnataka	Unison Enviro Private Limited	42	1,01,000	75
9.25	Udupi District	Karnataka	Adani Gas Limited	11	1,10,099	569
9.26	Ballari & Gadag Districts	Karnataka	Bharat Petroleum Corporation Limited	24	53,850	1,365
9.27	Bidar District	Karnataka	Bharat Petroleum Corporation Limited	4	6,200	143
9.28	Dakshina Kannada District	Karnataka	GAIL Gas Limited	100	3,50,000	1,250
9.29	Ramanagara District	Karnataka	Maharashtra Natural Gas Limited	37	1,13,115	354
9.30	Kozhikode & Wayanad Districts	Kerala	IndianOil-Adani Gas Private Limited	142	4,21,277	927
9.31	Malappuram District	Kerala	IndianOil-Adani Gas Private Limited	130	3,38,518	1,671
9.32	Kannur, Kasaragod & Mahe Districts	Kerala & Puducherry	IndianOil-Adani Gas Private Limited	125	3,67,176	1,103
9.33	Palakkad & Thrissur Districts	Kerala	IndianOil-Adani Gas Private Limited	200	6,00,000	2,126
9.34	Bhopal & Rajgarh Districts	Madhya Pradesh	Think Gas Bhopal Private Limited	104	5,50,222	2,508
9.35	Guna District	Madhya Pradesh	Indian Oil Corporation Limited	7	4,900	400
9.36	Rewa District	Madhya Pradesh	Indian Oil Corporation Limited	18	7,861	950
9.37	Satna & Shandol Districts	Madhya Pradesh	Bharat Petroleum Corporation Limited	8	15,600	196
9.38	Ahmednagar & Aurangabad Districts	Maharashtra	Bharat Petroleum Corporation Limited	106	7,08,100	2,109
9.39	Valsad (Except areas already authorized), Dhule & Nashik Districts	Maharashtra & Gujarat	Maharashtra Natural Gas Limited	156	9,37,965	2,181
9.40	Latur & Osmanabad Districts	Maharashtra	Unison Enviro Private Limited	30	9,999	10
9.41	Sangli & Satara Districts	Maharashtra	Bharat Petroleum Corporation Limited	64	3,76,700	2,112
9.42	Sindhudurg District	Maharashtra	Maharashtra Natural Gas Limited	25	25,779	759

City Gas Distribution in India

Unique GA ID	Geographical Area (GA)	State / Union Territory	Authorized Entity	Minimum Work Program		
				CNG Stations	PNG Connections	Steel Pipe (Inch-km)
9.43	Angul & Dhekanal Districts	Odisha	Bharat Petroleum Corporation Limited	21	22,600	1,464
9.44	Sundargarh & Jharsuguda Districts	Odisha	GAIL Gas Limited	20	1,00,000	500
9.45	Balasore, Bhadrak & Mayurbhanj Districts	Odisha	Adani Gas Limited	20	1,50,464	506
9.46	Bargarh, Debagarh & Sambalpur Districts	Odisha	Bharat Petroleum Corporation Limited	11	13,910	650
9.47	Ganjam, Nayagarh & Puri Districts	Odisha	GAIL Gas Limited	15	51,000	650
9.48	Jagatsinghpur & Kendrapara Districts	Odisha	Bharat Petroleum Corporation Limited	10	12,550	791
9.49	Jajpur & Kendujhar Districts	Odisha	Bharat Petroleum Corporation Limited	19	18,200	2,442
9.50	Karaikal & Nagapattinam Districts	Puducherry & Tamil Nadu	Torrent Gas Private Limited	27	1,66,644	495
9.51	Puducherry District	Puducherry	Consortium of SKN Haryana City Gas Distribution Private Limited and Chopra Electricals	130	2,75,000	2,100
9.52	SAS Nagar District (Except areas already authorized), Patiala & Sangrur Districts	Punjab	Torrent Gas Private Limited	54	5,20,200	2,610
9.53	Ludhiana District (Except area already authorized), Barnala & Moga Districts	Punjab	Think Gas Ludhiana Private Limited	47	4,51,317	1,486
9.54	Jalandhar District (Except areas already authorized), Kapurthala & SBS Nagar Districts	Punjab	Think Gas Ludhiana Private Limited	51	3,86,147	1,029
9.55	Barmer, Jaisalmer & Jodhpur Districts	Rajasthan	AGP CGD India Private Limited	80	5,51,111	-
9.56	Alwar (Other than Bhiwadi) & Jaipur Districts	Rajasthan	Torrent Gas Private Limited	132	13,20,000	12,030
9.57	Kota District (Except area already authorized), Baran & Chittorgarh (Only Rawatbhata Taluka) Districts	Rajasthan	Torrent Gas Private Limited	27	60,300	3,393
9.58	Bhilwara & Bundi Districts	Rajasthan	Adani Gas Limited	25	2,70,056	659
9.59	Chittorgarh (Other than Rawatbhata Taluka) & Udaipur Districts	Rajasthan	Adani Gas Limited	70	4,00,583	1,568
9.60	Dholpur District	Rajasthan	Dholpur CGD Private Limited	14	18,000	412
9.61	Kanchipuram District	Tamil Nadu	AGP CGD India Private Limited	111	11,51,111	668
9.62	Chennai & Tiruvallur Districts	Tamil Nadu	Torrent Gas Private Limited	222	33,00,000	6,666
9.63	Coimbatore District	Tamil Nadu	Indian Oil Corporation Limited	273	9,12,783	2,500
9.64	Cuddalore, Nagapattinam & Tiruvarur Districts	Tamil Nadu	Adani Gas Limited	40	3,00,089	839
9.65	Ramanathapuram District	Tamil Nadu	AGP CGD India Private Limited	11	41,311	251
9.66	Salem District	Tamil Nadu	Indian Oil Corporation Limited	158	3,37,062	1,368
9.67	Tiruppur District	Tamil Nadu	Adani Gas Limited	75	3,75,005	829
9.68	Bhadradi Kothagudem & Khamman Districts	Telangana	Megha City Gas Distribution Private Limited	12	99,999	800
9.69	Jagtial, Peddapalli, Karimnagar & Rajanna Sircilla Districts	Telangana	Indian Oil Corporation Limited	5	5,731	520
9.70	Jangaon, Jayashankar Bhupalpally, Mahabubabad, Warangal Urban & Warangal Rural Districts	Telangana	Megha City Gas Distribution Private Limited	12	99,999	800
9.71	Medak, Siddipet & Sangareddy Districts	Telangana	Torrent Gas Private Limited	54	3,10,770	5,076
9.72	Medchal-Malkajgiri, Ranga Reddy & Vikarabad Districts	Telangana	Megha City Gas Distribution Private Limited	110	4,15,000	2,020
9.73	Nalgonda Suryapet & Yadadri Bhuvanagiri Districts	Telangana	Megha City Gas Distribution Private Limited	75	3,50,000	1,500
9.74	Gomati District	Tripura	Tripura Natural Gas Company Limited	6	11,514	170
9.75	West Tripura (Except areas already authorized) District	Tripura	Tripura Natural Gas Company Limited	6	15,800	60
9.76	Bulandshahr District (Except areas already authorized), Aligarh & Hathras Districts	Uttar Pradesh	IndianOil-Adani Gas Private Limited	46	1,43,404	1,662
9.77	Allahabad District (Except areas already authorized), Bhadohi & Kaushambi Districts	Uttar Pradesh	IndianOil-Adani Gas Private Limited	24	58,658	680
9.78	Amethi, Pratapgarh & Raebareli Districts	Uttar Pradesh	Bharat Petroleum Corporation Limited	20	18,169	385
9.79	Auraiya, Kanpur Dehat & Etawah Districts	Uttar Pradesh	Torrent Gas Private Limited	27	1,18,800	1,602
9.80	Faizabad & Sultanpur Districts	Uttar Pradesh	Green Gas Limited	4	4,000	350
9.81	Gorakhpur, Sant Kabir Nagar & Kushinagar Districts	Uttar Pradesh	Torrent Gas Private Limited	36	1,78,200	5,814
9.82	Meerut District (Except areas already authorized), Muzaffarnagar & Shamli Districts	Uttar Pradesh	Indraprastha Gas Limited	36	1,05,543	1,755
9.83	Moradabad (Except areas already authorized) District	Uttar Pradesh	Torrent Gas Private Limited	27	1,54,800	792
9.84	Unnao (Except areas already authorized) District	Uttar Pradesh	Green Gas Limited	2	3,000	150
9.85	Dehradun District	Uttarakhand	GAIL Gas Limited	50	3,00,001	900
9.86	Burdwan District	West Bengal	IndianOil-Adani Gas Private Limited	80	2,47,852	2,230
Total				4,603	2,21,16,702	1,16,171

CGD Authorizations in 10th CGD Bidding Round

Unique GA ID	Geographical Area (GA)	State	Authorized Entity	Minimum Work Program		
				CNG Stations	PNG Connections	Steel Pipe (Inch-km)
10.01	Anantapur and YSR (Kadapa) Districts	Andhra Pradesh	AGP City Gas Private Limited	134	10,01,101	3,289
10.02	Sri Potti Sriramulu Nellore District	Andhra Pradesh	AGP City Gas Private Limited	81	8,52,111	1468
10.03	Chittoor, Kolar and Vellore Districts	Andhra Pradesh, Karnataka and Tamil Nadu	AGP City Gas Private Limited	251	22,95,933	1,731
10.04	Araria, Purnia, Katihar and Kishanganj Districts	Bihar	Indian Oil Corporation Limited	79	3,05,200	910
10.05	Arwal, Jehanabad, Bhojpur and Buxar Districts	Bihar	Indian Oil Corporation Limited	50	80,636	1,023
10.06	Khagaria, Saharsa and Madhepura Districts	Bihar	Indian Oil Corporation Limited	9	24,730	374
10.07	Lakhisarai, Munger and Bhagalpur Districts	Bihar	Indian Oil Corporation Limited	16	54,471	1,625
10.08	Muzaffarpur, Vaishali, Saran and Samastipur Districts	Bihar	Indian Oil Corporation Limited	222	10,06,975	2838
10.09	Nawada and Koderma Districts	Bihar and Jharkhand	Indian Oil Corporation Limited	21	13,632	527
10.10	Sheikhpura, Jamui and Deoghar Districts	Bihar and Jharkhand	Indian Oil Corporation Limited	16	37,441	1564
10.11	Kaithal District	Haryana	Indraprastha Gas Limited	27	99,144	810
10.12	Sirsa, Fatehabad and Mansa (Punjab) Districts	Haryana and Punjab	Gujarat Gas Limited	54	5,00,001	1500
10.13	Chatra and Palamu Districts	Jharkhand	Bharat Petroleum Corporation Limited	4	10,821	100
10.14	Seraikela-Kharsawan District	Jharkhand	GAIL Gas Limited	41	2,20,001	601
10.15	West Singhbhum District	Jharkhand	GAIL Gas Limited	5	6,028	100
10.16	Bagalkot, Koppal and Raichur Districts	Karnataka	AGP City Gas Private Limited	114	5,86,121	1979
10.17	Chikkamagaluru, Hassan and Kodagu Districts	Karnataka	AGP City Gas Private Limited	121	9,28,651	1,187
10.18	Kalaburagi and Vijayapura Districts	Karnataka	AGP City Gas Private Limited	62	5,26,551	1395
10.19	Mysuru, Mandya and Chamarajanagar Districts	Karnataka	AGP City Gas Private Limited	171	13,54,714	1,293
10.20	Uttara Kannada, Haveri and Shivamogga Districts	Karnataka	AGP City Gas Private Limited	126	8,99,311	1993
10.21	Alapuzha, Kollam and Thiruvananthapuram Districts	Kerala	AGP City Gas Private Limited	291	18,51,111	1,851
10.22	Ashoknagar District	Madhya Pradesh	Indian Oil Corporation Limited	9	3,885	158
10.23	Gwalior (Except already authorized) District and Sheopur District	Madhya Pradesh	Rajasthan State Gas Limited	26	1,67,756	2,278
10.24	Morena District	Madhya Pradesh	Indian Oil Corporation Limited	8	8,160	138
10.25	Raisen, Shajapur and Sehore Districts	Madhya Pradesh	GAIL Gas Limited	65	4,00,001	551
10.26	Shivpuri District	Madhya Pradesh	Think Gas Bhopal Private Limited	11	27,229	60
10.27	Sidhi and Singrauli Districts	Madhya Pradesh	Bharat Petroleum Corporation Limited	11	20,800	600
10.28	Ujjain (Except area already authorized) District, Dewas (Except area already authorized) District and Indore (Except area already authorized) District	Madhya Pradesh	Gujarat Gas Limited	42	4,84,500	1800
10.29	Anuppur, Bilaspur and Korba Districts	Madhya Pradesh and Chhattisgrah	Adani Gas Limited	20	77,033	1,289
10.30	Jhabua, Banswara, Ratlam and Dungarpur Districts	Madhya Pradesh and Rajasthan	Gujarat Gas Limited	54	4,50,000	2100
10.31	Jhansi (Except area already authorized) District, Bhind, Jalaun, Lalitpur and Datia Districts	Madhya Pradesh and Uttar Pradesh	Adani Gas Limited	29	1,10,099	1,568
10.32	Ferozepur, Faridkot and Sri Muktsar Sahib Districts	Punjab	Gujarat Gas Limited	45	3,50,004	1200
10.33	Hoshiarpur and Gurdaspur Districts	Punjab	Gujarat Gas Limited	81	6,00,123	1,800
10.34	Ajmer, Pali and Rajsamand Districts	Rajasthan	Indraprastha Gas Limited	198	10,00,944	1944
10.35	Jalore and Sirohi Districts	Rajasthan	Gujarat Gas Limited	30	4,00,008	1,800

Unique GA ID	Geographical Area (GA)	State	Authorized Entity	Minimum Work Program		
				CNG Stations	PNG Connections	Steel Pipe (Inch-km)
10.36	Azamgarh, Mau and Ballia Districts	Uttar Pradesh	Torrent Gas Private Limited	40	1,00,800	1008
10.37	Bareilly (Except area already authorized) District, Pilibhit and Rampur Districts	Uttar Pradesh	Hindustan Petroleum Corporation Limited	140	1,45,000	1,200
10.38	Basti and Ambedkarnagar Districts	Uttar Pradesh	Torrent Gas Private Limited	18	35,100	207
10.39	Farrukhabad, Etah and Hardoi Districts	Uttar Pradesh	Hindustan Petroleum Corporation Limited	75	98,000	1,200
10.40	Gonda and Barabanki Districts	Uttar Pradesh	Torrent Gas Private Limited	36	1,11,600	756
10.41	Jaunpur and Ghazipur Districts	Uttar Pradesh	IndianOil-Adani Gas Private Limited	38	77,033	875
10.42	Kanpur (Except area already authorized) District, Fatehpur and Hamirpur Districts	Uttar Pradesh	Indraprastha Gas Limited	45	1,44,000	1170
10.43	Mainpuri and Kannauj Districts	Uttar Pradesh	Hindustan Petroleum Corporation Limited	45	60,000	972
10.44	Mirzapur, Chandauli and Sonbhadra Districts	Uttar Pradesh	GAIL Gas Limited	51	1,51,001	400
10.45	Shahjahanpur and Budaun Districts	Uttar Pradesh	Hindustan Petroleum Corporation Limited	75	1,25,000	950
10.46	Bijnor and Nainital Districts	Uttar Pradesh and Uttarakhand	Hindustan Petroleum Corporation Limited	91	3,00,000	-
10.47	Darjeeling, Jalpaiguri and Uttar Dinajpur Districts	West Bengal	Hindustan Petroleum Corporation Limited	125	6,90,000	-
10.48	Howrah (Except Area already authorized) District and Hoogly (Except Area already authorized) District	West Bengal	Hindustan Petroleum Corporation Limited	100	5,75,000	900
10.49	Nadia (Except Area already authorized) District and North 24 Parganas (Except Area already authorized) District	West Bengal	Hindustan Petroleum Corporation Limited	110	6,25,000	1,543
10.50	South 24 Parganas (Except Area already authorized) District	West Bengal	Hindustan Petroleum Corporation Limited	65	3,00,000	1552
Total				3,578	2,02,92,760	58,177

Appendix - IV.

CGD Authorizations in 11th CGD Bidding Round

Unique GA ID	Geographical Area (GA)	State	Authorized Entity	Minimum Work Program		
				CNG Stations	PNG Connections	Inch-KM Pipeline
11.01	Kurnool, Guntur, and Prakasam districts	Andhra Pradesh	Indian Oil Corporation Limited	301	44,99,311	1,412
11.02	Nagaon, Morigaon, Hojai, Karbi Anglong, West Karbi Anglong and Dima Hasao districts	Assam	Adani Total Gas Limited	78	4,81,962	1,962
11.03	Lakhimpur, Dhemaji, Darrang, Udalgiri, Sonitpur and Biswanath Chariali districts	Assam	Consortium of Assam Gas Company Limited and Oil India Limited	166	3,46,000	2,288
11.04	Kokrajhar, Dhubri, South Salmara-Mankachar and Goalpara districts	Assam	Adani Total Gas Limited	62	3,11,962	962
11.05	Baksa, Barpeta, Bongaigaon, Chirang, Nalbari and Bajali districts	Assam	Adani Total Gas Limited	78	4,81,962	878
11.06	Darbhanga, Madhubani, Supaul, Sitamarhi and Sheohar districts	Bihar	Bharat Petroleum Corporation Limited	50	10,10,999	2,895
11.07	Gopalganj, Siwan, West Champaran, East Champaran and Deoria districts	Bihar & Uttar Pradesh	Bharat Petroleum Corporation Limited	67	10,10,999	4,141
11.08	Baloda Bazar, Gariyaband and Raipur districts	Chhattisgarh	HCG Raipur Private Limited	606	15,06,000	5,060
11.09	Kabirdham, Raj Nandgaon and Kanker districts	Chhattisgarh	Adani Total Gas Limited	78	3,11,962	1,962
11.10	Mungeli, Bemetara, Durg, Balod and Dhamtari districts	Chhattisgarh	Adani Total Gas Limited	178	11,11,962	1,962
11.11	Jashpur, Raigarh, Janjgir-Champa and Mahasamund districts	Chhattisgarh	Adani Total Gas Limited	162	8,81,162	1,962
11.16	Mandi, Kullu, Kinnaur and Lahaul & Spiti districts	Himachal Pradesh	Gasonet Services (HP) Limited	45	2,52,000	NA
11.17	Kangra and Chamba districts	Himachal Pradesh	Think Gas Himachal Private Limited	41	3,00,109	NA
11.18	Jammu, Udhampur, Reasi, Samba and Kathua districts	UT of Jammu and Kashmir	Indian Oil Corporation Limited	121	14,52,352	NA

Unique GA ID	Geographical Area (GA)	State	Authorized Entity	Minimum Work Program		
				CNG Stations	PNG Connections	Inch-KM Pipeline
11.19	Gumla, Latehar, Lohardaga, Simdega, Garhwa and Khunti districts	Jharkhand	Adani Total Gas Limited	62	1,61,978	978
	Chikkaballapur district	Karnataka	Megha City Gas Distribution Private Limited	81	3,82,500	999
11.21	Idukki, Kottayam and Pattanamittta districts	Kerala	Sholagasco Private Limited	325	10,80,928	1,342
11.22	Agar Malwa, Neemuch, Mandasaur and Jhalawar districts	Madhya Pradesh and Rajasthan	Megha City Gas Distribution Private Limited	126	5,40,000	3,060
11.23	Burhanpur, Khandwa, Khargone and Harda districts	Madhya Pradesh	Adani Total Gas Limited	119	5,11,978	1,578
11.24	Tikamgarh, Niwari, Chattarpur and Panna districts	Madhya Pradesh	Adani Total Gas Limited	47	1,91,978	1,478
11.25	Betul, Chhindwara, Seoni and Balaghat districts	Madhya Pradesh	Megha City Gas Distribution Private Limited	171	4,00,500	2,088
11.26	Damoh, Jabalpur, Katni, Mandla, Umaria and Dindori districts	Madhya Pradesh	Megha City Gas Distribution Private Limited	171	15,30,000	6,507
11.27	Hoshangabad, Narsinghpur, Sagar and Vidisha districts	Madhya Pradesh	Megha City Gas Distribution Private Limited	207	6,63,300	3,600
11.28	Buldana, Nanded and Parbhani districts	Maharashtra	Maharashtra Natural Gas Limited	325	20,07,730	2,600
11.29	Beed, Jalgaon and Jalna districts	Maharashtra	Indian Oil Corporation Limited	151	23,09,973	1,188
11.30	Akola, Hingoli and Washim districts	Maharashtra	Adani Total Gas Limited	101	5,11,962	1,962
11.31	Amravati and Yavatmal districts	Maharashtra	Adani Total Gas Limited	162	9,01,962	2,562
11.32	Chandrapur and Wardha districts	Maharashtra	Megha City Gas Distribution Private Limited	117	9,09,000	3,060
11.33	Nagpur district	Maharashtra	HCG Nagpur Private Limited	756	19,65,000	7,221
11.34	Bhandara, Gondiya and Garchiroli districts	Maharashtra	Adani Total Gas Limited	78	3,61,962	1,562
11.35	Alirajpur, Nandurbar and Barwani districts	Maharashtra and Madhya Pradesh	Adani Total Gas Limited	62	2,21,962	662
11.36	Koraput, Malkangiri, and Nabarangpur districts	Odisha	Adani Total Gas Limited	38	1,51,968	968
11.37	Gajapati, Kandhamal, Boudh and Sonepur districts	Odisha	GAIL Gas Limited	30	30,001	900
11.38	Rayagada, Kalahandi, Bolangir and Nuapada districts	Odisha	Megha City Gas Distribution Private Limited	63	3,03,030	2,520
11.39	Pathankot district	Punjab	Indian Oil Corporation Limited	51	2,62,740	151
11.40	Tarn Taran district	Punjab	Megha City Gas Distribution Private Limited	72	2,43,000	999
11.41	Fazilka (except area already authorized), Ganganagar and Hanumangarh districts	Punjab & Rajasthan	Bharat Petroleum Corporation Limited	49	7,52,999	3,308
11.42	Bikaner and Churu districts	Rajasthan	Gasonet Services (RJ) Limited	81	9,00,000	1,800
11.43	Jhunjhunu, Sikar and Nagaur districts	Rajasthan	Indian Oil Corporation Limited	171	20,87,645	1,200
11.44	Dausa, Karauli, Sawai Madhopur and Tonk districts	Rajasthan	Hindustan Petroleum Corporation Limited	124	7,07,000	3,988
11.45	Dharmapuri and Krishnagiri districts	Tamil Nadu	Indian Oil Corporation Limited	201	16,19,227	1,201
11.46	Tiruvannamalai, Villupuram and Kallakurichi districts	Tamil Nadu	Megha City Gas Distribution Private Limited	99	13,23,000	2,520
11.47	Ariyalur and Perambalur districts	Tamil Nadu	Megha City Gas Distribution Private Limited	63	4,19,400	1,530
11.48	Namakkal and Tiruchirapalli districts	Tamil Nadu	IRM Energy Limited	290	17,74,000	1,450

Unique GA ID	Geographical Area (GA)	State	Authorized Entity	Minimum Work Program		
				CNG Stations	PNG Connections	Inch-KM Pipeline
11.49	Pudukottai, Sivaganga and Thanjavur districts	Tamil Nadu	Megha City Gas Distribution Private Limited	216	14,00,004	6,498
11.50	Madurai, Theni and Virudhnagar districts	Tamil Nadu	Indian Oil Corporation Limited	201	28,46,696	2,001
11.51	Kanyakumari, Thoothukudi, Tirunelveli Kattabo and Tenkasi districts	Tamil Nadu	Indian Oil Corporation Limited	251	29,39,842	2,001
11.52	Dindigul and Karur districts	Tamil Nadu	Megha City Gas Distribution Private Limited	135	10,08,000	3,510
11.53	The Nilgiris and Erode districts	Tamil Nadu	Bharat Petroleum Corporation Limited	201	8,84,777	1,316
11.54	Nizamabad, Adilabad, Nirmal, Mancheril Kumuram Bheem Asifabad and Kamareddy districts	Telangana	Maharashtra Natural Gas Limited	351	12,86,333	2,500
11.55	Jogulamba Gadwal, Nagarkurnool, Mahabubnagar, Narayanpet, Wanaparthy and Yadgir districts	Telangana and Karnataka	Megha City Gas Distribution Private Limited	270	12,99,996	4,545
11.56	South Tripura and Sepahijala district	Tripura	Consortium of Assam Gas Company Limited and Oil India Limited	46	96,000	844
11.57	Dhalai, North Tripura, Unakoti and Khowai	Tripura	Consortium of Assam Gas Company Limited and Oil India Limited	66	1,16,000	552
11.58	Amroha (except area already authorized) & Sambhal (except area already authorized) districts	Uttar Pradesh	Megha City Gas Distribution Private Limited	99	6,57,000	1,440
11.59	Kasganj district	Uttar Pradesh	Megha City Gas Distribution Private Limited	45	2,52,000	1,530
11.60	Purulia and Bankura districts	West Bengal	Bharat Petroleum Corporation Limited	27	5,55,999	1,211
11.61	East Mednipore, West Mednipore and Jhargram districts	West Bengal	Indian Oil Corporation Limited	131	37,34,901	1,500
11.62	Alipurduar and Koch Bihar	West Bengal	Bharat Petroleum Corporation Limited	19	2,51,999	706
11.63	Banda, Chitrakoot and Mahoba	Uttar Pradesh	Indraprastha Gas Limited	102	1,50,006	2,325
11.64	Pauri Garhwal, Uttarkashi, Rudraprayag and Tehri Garhwal districts	Uttarakhand	Gasonet Services (UK) Limited	63	3,51,000	NA
11.65	Pithoragarh, Champawat, Almora, Chamoli and Bageshwar districts	Uttarakhand	Gasonet Services (UK) Limited	72	4,05,000	NA
Total				8,721	5,74,21,018	1,22,945

CGD Authorizations in 11-A CGD Bidding Round

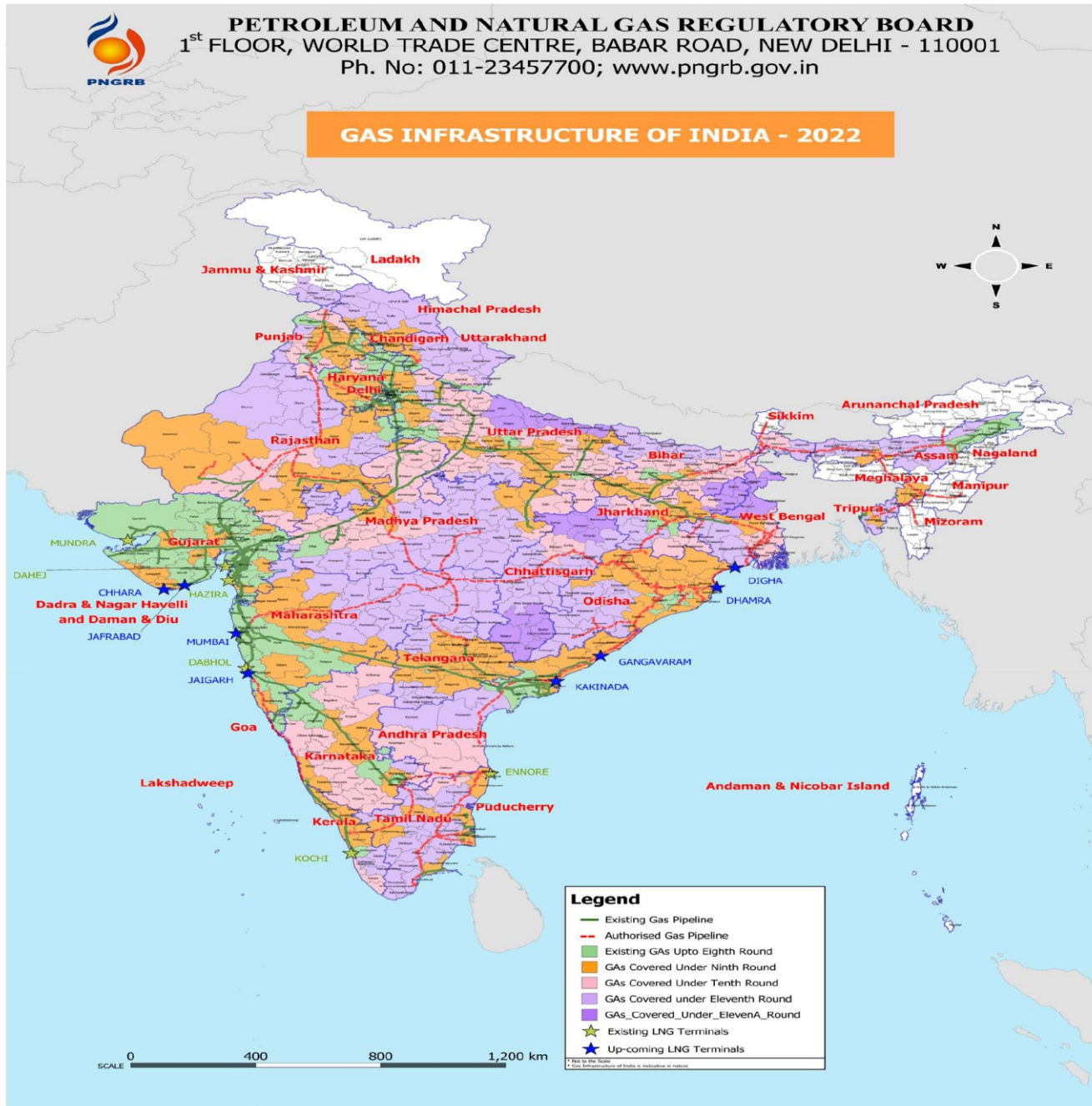
Appendix V

Unique GA ID	Geographical Area (GA)	State	Authorized Entity	Minimum Work Program		
				CNG Stations	PNG Connections	Inch-KM Pipeline
11A.01	Lakhimpur Kheri, Sitapur, Bahraich, Shrawasti, Balrampur, Siddharth Nagar & Maharajganj districts	Uttar Pradesh	Bharat Petroleum Corporation Limited	421	50,69,648	5,060
11A.02	Banka (Bihar), Dumka, Godda, Jamtara, Pakur & Sahibganj districts	Bihar & Jharkhand	Hindustan Petroleum Corporation Limited	99	14,76,189	2,007
11A.03	Birbhum, Murshidabad, Maldah & Dakshin Dinajpur districts	West Bengal	Hindustan Petroleum Corporation Limited	162	62,10,189	1,845
11A.04	Koriya, Surajpur, Balrampur and Surguja districts	Chhattisgarh	Bharat Petroleum Corporation Limited	54	2,59,496	1,335
11A.05	Kondagaon, Bastar, Sukma, Narayanpur, Bijapur and Dantewada districts	Chhattisgarh	GAIL Gas Limited	32	70,031	511
11A.06	Yanam	Puducherry	HCG Yanam Private Limited	51	51,000	133
Total				819	1,31,36,553	10,891

Common Carrier Natural Gas Pipelines in India

S. No	Name of authorized Natural Gas Pipeline	Name of Authorized Entity	Date of Authorization	Length (KMs)	Capacity (MMSCMD)	States from which Pipeline passes
Operational Natural Gas Pipelines						
1	Assam Regional Network	GAIL	04.11.2009	7.83	2.5	Assam
2	Cauvery Basin Network	GAIL	04.11.2009	240.29	4.33	Puducherry, Tamil Nadu
3	Hazira-Vijaipur-Jagdishpur -GREP (Gas Rehabilitation and Expansion Project)-Dahej-Vijaipur HVJ/VDPL	GAIL	19.04.2010	5,502.46	107	Uttar Pradesh, Madhya Pradesh, Rajasthan, Gujarat
4	Dahej-Vijaipur (DVPL)-Vijaipur-Dadri (GREP) Upgradation DVPL 2 & VDPL	GAIL	14.02.2011			
5	Kakinada-Hyderabad-Uran-Ahmedabad (East West Pipeline)	PIL	19.04.2010	1,459.02	85	Andhra Pradesh, Gujarat, Maharashtra, Telangana
6	Dahej-Uran-Panvel-Dhabhol	GAIL	10.05.2010	815	19.9	Gujarat, Maharashtra
7	KG Basin Network	GAIL	12.05.2010	877.86	16	Andhra Pradesh, Puducherry
8	Gujarat Regional Network	GAIL	03.12.2010	608.82	8.31	Gujarat
9	Agartala Regional Network	GAIL	13.12.2010	55.4	2	Tripura
10	Dadri-Panipat	IOCL	05.01.2011	132	20	Haryana, Punjab, Uttar Pradesh
11	Mumbai Regional Network	GAIL	14.03.2011	128.68	7.04	Maharashtra
12	Uran-Trombay	ONGC	03.05.2011	24	6	Maharashtra
13	High Pressure Gujarat Gas Grid	GSPL	27.07.2012	2,207.00	31	Gujarat
14	Hazira-Ankleshwar (HAPI)	GGL	05.07.2012	73.2	5.06	Gujarat
15	Low Pressure Gujarat Gas Grid	GSPL	19.03.2013	57.6	12	Gujarat
16	Shahdol-Phulpur	RGPL	11.07.2013	312	3.5	Madhya Pradesh, Uttar Pradesh
17	Assam Regional Network	AGCL	20.12.2013	104.73	2.428	Assam
18	Dukli – Maharajganj	GAIL	09.01.2014	5.2	0.08	Agartala
19	Uran-Taloja	DFPCL	21.10.2014	42	0.7	Maharashtra
20	Vijaipur-Auraiya-Phulpur spur line	GAIL	26.10.2015	666	-	Madhya Pradesh, Uttar Pradesh
21	Chainsa-Jhajjar-Hissar	GAIL	13.12.2010	455	35	Haryana, Rajasthan
22	Dadri-Bawana-Nangal	GAIL	15.02.2011	886	31	Punjab, Haryana, Uttar Pradesh, Uttarakhand, Delhi
Partially Commissioned Natural Gas Pipelines						
1	Mehsana - Bhatinda	GIGL	07.07.2011	1,940	80.11	Gujarat, Rajasthan, Haryana, Punjab
2	Bhatinda - Gurdaspur	GIGL	07.07.2011	261	42.42	Punjab and UT of Jammu & Kashmir
3	Mallavaram - Bhopal - Bhilwara - Vijaipur	GITL	07.07.2011	1,811	78.25	Andhra Pradesh, Telangana, Maharashtra, MP, Rajasthan, Gujarat
4	Dabhol-Bangalore	GAIL	14.11.2011	1,414	16	Maharashtra, Karnataka, Goa
5	Kochi-Koottanad-Bangalore-Mangalore	GAIL	31.05.2011	1,104	16	Kerala, Tamil Nadu, Karnataka, UT of Puducherry
6	Ennore-Tuticorin	IOCL	10.12.2015	1,431	84.67	Tamil Nadu, Karnataka, Andhra Pradesh, UT of Puducherry
7	Jagdishpur-Haldia-Bokaro Dhamra-Paradip- Barauni-Guwahati	GAIL	29.01.2018	3,546	23	Uttar Pradesh, Bihar, Jharkhand, West Bengal, Odisha, Assam
Under Construction Pipelines						
1	Kakinada – Vizag – Srikakulam	APGDC	16.07.2014	275	90	Andhra Pradesh
2	Ennore- Nellore	GTIL	02.12.2014	220	36	Andhra Pradesh, Tamil Nadu
3	Kakinada-Vijayawada-Nellore	IMC	19.02.2018	667	18	Andhra Pradesh
4	North-East Natural Gas Pipeline Grid	IGGL	17.11.2020	1,656	4.75	Assam, Mizoram, Manipur, Arunachal Pradesh, Tripura, Nagaland, Meghalaya & Sikkim, West Bengal
5	Kanai - Chhata - Panitar	HPPL	08.07.2019	317	19.2	West Bengal
6	Srikakulam-Angul	GAIL	23.07.2019	690	6.65	Andhra Pradesh, Odisha
7	Mumbai-Nagpur-Jharsuguda	GAIL	15.05.2020	1755	16.5	Maharashtra, Madhya Pradesh, Chhattisgarh and Odisha
8	Jamnagar to Dwarka (Gujarat)	GSPL	19.08.2021	100	3	Gujarat
9	Hazaribagh-Ranchi	IOCL	09.02.2023	65	1.03	Jharkhand
10	Gurdaspur-Jammu	GAIL	12.07.2023	160	3.1	UT of Jammu & Kashmir, Punjab
Total Authorized Length of Natural Gas Pipelines				32,072		
MMSCMD – Million Metric Standard Cubic Meter Per Day						

Gas Infrastructure Map of India



About PNGRB

Petroleum and Natural Gas Regulatory Board (PNGRB) was constituted under the Petroleum and Natural Gas Regulatory Board Act, 2006 notified via Gazette Notification dated 31st March, 2006. The Act provide for the establishment of Petroleum and Natural Gas Regulatory Board to protect the interests of consumers and entities engaged in specified activities relating to petroleum, petroleum products and natural gas and to promote competitive markets and for matters connected therewith or incidental thereto. Further as enshrined in the Act, the Board has also been mandated to regulate the refining, processing, storage, transportation, distribution, marketing and sale of petroleum, petroleum products and natural gas excluding production of crude oil and natural gas so as and to ensure uninterrupted and adequate supply of petroleum, petroleum products and natural gas in all parts of the country.



11th CGD Bidding Round (Dubai Road Show)



11th CGD Bidding Round (Jammu Road Show)



Dr. A.K. Jain, Chairperson, PNGRB, met Hon'ble LG, J&K and appraised about the plans to bring CNG and piped natural gas to homes in Kashmir valley.



ASME CEO at PNGRB






PNGRB

Contact Us

Petroleum and Natural Gas Regulatory Board

First Floor, World Trade Centre,
Babar Road, New Delhi - 110001

www.pngrb.gov.in

-  facebook.com/pngrb
-  twitter.com/pngrb_
-  in.linkedin.com/company/pngrb

Disclaimer: All care has been taken to ensure accuracy of the information in this document. PNGRB shall not be liable for loss, damage etc. due to action taken based on information/data provided in this document. CGD Authorization Regulations and other Regulations and PNGRB website may be referred for details.