

AUTHORIZATION FOR LAYING, BUILDING, OPERATING OR EXPANDING PETROLEUM AND PETROLEUM PRODUCTS PIPELINE AS DEPICTED IN THE MAP

PART-II OF SCHEDULE - B: FINANCIAL BID (TO BE SUBMITTED IN A SEPARATE EARMARKED SEALED ENVELOPE)

<p>A</p> <p>Present Value (PV) of the fixed unit petroleum and petroleum products pipeline tariff bid for the petroleum and petroleum products pipeline (Rs/MT) [Fixed Petroleum and Petroleum Products pipeline tariff bid shall be for a period of initial ten years]</p> <p>Note#1: Year 1 tariff bid as quoted shall be applicable from the 1st year of operation of the pipeline and tariff bid shall be applicable for subsequent ten years. The Board shall review the tariff after ten years of aoperation and fix for a block of five years thereafter on prospective basis.</p> <p>Note#2: Year 1 value for tariff to be quoted by the bidder shall not be discounted @12% while calculating the respective Present Value i.e discount factor for 1st year shall thus be taken as unity</p> <p>Note#3: Negative and Zero tariffs shall not be accepted and would lead to the rejection of the bid.</p>	Present value (PV) of the fixed unit petroleum and petroleum products pipeline tariff bid for each year of the initial ten years using the discount rate of 12% is		
	Rs.	0.06	per MT
	Year wise fixed unit petroleum and petroleum products pipeline tariff		
	Year	Rs. Per MT	
		Figure	Words
	Year 1	0.01	Paise One Only
	Year 2	0.01	Paise One Only
	Year 3	0.01	Paise One Only
	Year 4	0.01	Paise One Only
	Year 5	0.01	Paise One Only
	Year 6	0.01	Paise One Only
	Year 7	0.01	Paise One Only
	Year 8	0.01	Paise One Only
	Year 9	0.01	Paise One Only
	Year 10	0.01	Paise One Only

Date: May 31, 2012  
Place: New Delhi

Name and Signature of Bidder/ Authorized Signatory  
Official Seal


*J. S. Prasad*

**J. S. PRASAD**  
 GM - Pipeline  
**INDIAN PETROLEUM CORPORATION LIMITED**  
 (A Govt. of India Enterprise)  
 8, S. V. Marg, Ballard Estate,  
 Mumbai - 400 004

<p>Present Value (PV) of the variable unit petroleum and petroleum products pipeline tariff bid for the petroleum products pipeline (Rs/MT/KM) [ Variable Petroleum and Petroleum /products pipeline tariff bid shall be for a initial period of ten years]</p> <p>Note#1 Year 1' tariff bid as quoted shall be applicable from the 1st year of operation of the pipeline and triff bid shall be applicable for the subsequent ten years. The board shall review the tariff after ten years of operation and ffix for a block of the five years thereafter on prospective basis.</p> <p>Note#2: Year 1 value for tariff to be quoted by the bidder shall not be discounted @12% while calculating the respective Present Value i.e discount factor for the 1st year shall thus be taken as unity</p> <p>Note#3: Negative and Zero tariffs shall not be accepted and would lead to the rejection of the bid.</p>	Present value (PV) of the variable unit petroleum and petroleum products pipeline tariff bid for each year of the Initial ten years using the discount rate of 12%		
	Rs.	3.66	per MT Per KM
	Year-wise variable unit petroleum and petroleum products pipeline tariff:		
	Rs. Per MT per KM		
	Year	Figure	Words
	Year 1	0.01	Paise One Only
	Year 2	0.01	Paise One Only
	Year 3	0.45	Paise FortyFive Only
	Year 4	0.63	Paise SixtyThree Only
	Year 5	0.78	Paise SeventyEight Only
	Year 6	0.90	Paise Ninety Only
	Year 7	0.92	Paise NinetyTwo Only
	Year 8	0.95	Paise NinetyFive Only
Year 9	1.12	Rupee One Paise Twelve Only	
Year 10	1.33	Rupee One Paise ThirtyThree Only	
<p><i>No cutting No overwriting</i></p>			

Date: May 31, 2012  
Place: New Delhi

Name and Signature of Bidder/ Authorized Signatory  
Official Seal


  
**J. S. PRASAD**  
 GM - Pipelines  
**INDUSTAN PETROLEUM CORPORATION LIMITED**  
 (A Govt. of India Enterprise)  
 S. S. V. Marg, Ballard Estate,  
 Mumbai - 400 001.

<p>Present Value (PV) of the petroleum products pipeline capacity (in million tons per annum) proposed to be created for transporting in the petroleum and petroleum products pipeline over the economic life of the project.</p> <p>[Petroleum products pipeline capacity created for transporting in the petroleum and petroleum products pipeline shall be for each year of economic life of the project].</p> <p>Note#1: Year 1 capacity bid as quoted shall be applicable from the 1st year of operation of the pipeline.</p> <p>Note#2: Year 1 value for capacity to be quoted by the bidder shall not be discounted @ 12% while calculating the respective Present Value i.e discount factor for 1st year shall thus be taken as unity.</p>	PV of Petroleum Products pipeline capacity bid proposed to be created in the petroleum & petroleum product pipeline for each of the year of the economic life of the project discounted at 12% is		
	70.08	MMTPA	
	Year-wise Capacity		
	Year	Capacity (in MMTPA)	
		Figure	Words
	Year 1	7.98	Seventy Nine Lakhs Eighty Thousand Tonnes per Annum
	Year 2	7.98	Seventy Nine Lakhs Eighty Thousand Tonnes per Annum
	Year 3	7.98	Seventy Nine Lakhs Eighty Thousand Tonnes per Annum
	Year 4	7.98	Seventy Nine Lakhs Eighty Thousand Tonnes per Annum
	Year 5	7.98	Seventy Nine Lakhs Eighty Thousand Tonnes per Annum
	Year 6	7.98	Seventy Nine Lakhs Eighty Thousand Tonnes per Annum
	Year 7	7.98	Seventy Nine Lakhs Eighty Thousand Tonnes per Annum
	Year 8	7.98	Seventy Nine Lakhs Eighty Thousand Tonnes per Annum
	Year 9	7.98	Seventy Nine Lakhs Eighty Thousand Tonnes per Annum
	Year 10	7.98	Seventy Nine Lakhs Eighty Thousand Tonnes per Annum
	Year 11	7.98	Seventy Nine Lakhs Eighty Thousand Tonnes per Annum
	Year 12	7.98	Seventy Nine Lakhs Eighty Thousand Tonnes per Annum
	Year 13	7.98	Seventy Nine Lakhs Eighty Thousand Tonnes per Annum
	Year 14	7.98	Seventy Nine Lakhs Eighty Thousand Tonnes per Annum
	Year 15	7.98	Seventy Nine Lakhs Eighty Thousand Tonnes per Annum
	Year 16	7.98	Seventy Nine Lakhs Eighty Thousand Tonnes per Annum
	Year 17	7.98	Seventy Nine Lakhs Eighty Thousand Tonnes per Annum
	Year 18	7.98	Seventy Nine Lakhs Eighty Thousand Tonnes per Annum
	Year 19	7.98	Seventy Nine Lakhs Eighty Thousand Tonnes per Annum
	Year 20	7.98	Seventy Nine Lakhs Eighty Thousand Tonnes per Annum
Year 21	7.98	Seventy Nine Lakhs Eighty Thousand Tonnes per Annum	
Year 22	7.98	Seventy Nine Lakhs Eighty Thousand Tonnes per Annum	
Year 23	7.98	Seventy Nine Lakhs Eighty Thousand Tonnes per Annum	
Year 24	7.98	Seventy Nine Lakhs Eighty Thousand Tonnes per Annum	
Year 25	7.98	Seventy Nine Lakhs Eighty Thousand Tonnes per Annum	

**Note:**

1. All quotes should be both in figures as well as words in the space as provided.
2. All values quoted above under A, B & C should be upto 2 (two) decimal places only. In case any quoted figure is more than two decimal places the same shall not be considered beyond decimal point.

Date May 31, 2012  
Place New Delhi

  
**J. S. PRASAD**  
 Name and Signature of Bidder / Authorized Signatory  
 INDIAN PETROLEUM CORPORATION  
 (A Govt. of India Enterprise)  
 B. S. V. Marg, Ballard Estate,  
 Mumbai - 400 001

5

**Annexure-14**


**Summary Sheet of Feasibility Report**

Bid No. BID/PP/01/2011/1/RA&B

Sl. No.	Description	1st Yr	2nd Yr	3rd Yr	4th Yr	5th Yr	6th Yr	7th Yr	8th Yr	9th Yr	10th Yr	11th Yr	12th Yr	13th Yr	14th Yr	15th Yr	16th Yr	17th Yr	18th Yr	19th Yr	20th Yr	21st Yr	22nd Yr	23rd Yr	24th Yr	25th Yr	
1	a. Motor Spirit	0.50	0.53	0.55	0.58	0.61	0.64	0.67	0.70	0.74	0.77	0.81	0.85	0.90	0.94	0.98	1.04	1.09	1.12	1.12	1.12	1.12	1.12	1.12	1.12	1.12	1.12
	b. High Speed Diesel	2.17	2.26	2.35	2.44	2.54	2.64	2.74	2.85	2.98	3.10	3.22	3.35	3.49	3.63	3.77	3.92	4.06	4.14	4.14	4.14	4.14	4.14	4.14	4.14	4.14	4.14
	c. Superior Kerosene Oil	0.15	0.15	0.15	0.15	0.16	0.16	0.17	0.18	0.15	0.15	0.15	0.15	0.15	0.15	0.15	0.15	0.15	0.15	0.15	0.15	0.15	0.15	0.15	0.15	0.15	0.15
	d. Others	0.00	0.00	0.00	0.00	0.00	0.00	0.00	0.00	0.00	0.00	0.00	0.00	0.00	0.00	0.00	0.00	0.00	0.00	0.00	0.00	0.00	0.00	0.00	0.00	0.00	
2	Volume of Petroleum and Petroleum Products to be transported in the pipeline (MMTPA)	2.82	2.93	3.05	3.17	3.30	3.44	3.59	3.74	3.87	4.03	4.19	4.36	4.54	4.72	4.91	5.11	5.32	5.41	5.41	5.41	5.41	5.41	5.41	5.41	5.41	5.41
3	System Capacity of the pipeline as per relevant Regulation (MMTPA)	7.98	7.98	7.98	7.98	7.98	7.98	7.98	7.98	7.98	7.98	7.98	7.98	7.98	7.98	7.98	7.98	7.98	7.98	7.98	7.98	7.98	7.98	7.98	7.98	7.98	7.98
4	Tariff from Petroleum and Petroleum Products Pipeline operation																										
4.1	Fixed Unit Tariff (Rs./MT)	0.01	0.01	0.01	0.01	0.01	0.01	0.01	0.01	0.01	0.01	0.01	0.01	0.01	0.01	0.01	0.01	0.01	0.01	0.01	0.01	0.01	0.01	0.01	0.01	0.01	
4.2	Variable Unit Tariff (Rs./MT/KM)	0.01	0.01	0.45	0.63	0.78	0.90	0.92	0.95	1.12	1.35	7.00	7.35	7.72	8.10	8.51	8.93	9.38	9.85	10.34	10.86	11.40	11.97	12.57	13.20	13.88	
5	Total Cash Outflow (Rs. in Lacs)																										
5	a. Capex	1,13,816.79	152.27	157.30	162.49	167.85	173.39	179.11	185.02	191.13	197.43	3,013.42	4,604.98	217.83	224.81	232.23	239.89	3,002.69	5,816.18	284.44	273.16	282.18	291.49	301.11	311.04	321.31	
	b. Opex	2,561.40	2,586.69	2,613.48	2,641.15	2,671.40	2,702.92	2,735.78	2,770.02	2,806.51	2,836.10	2,873.21	2,911.80	2,952.20	2,994.23	3,038.04	3,083.71	3,131.32	3,182.04	3,182.04	3,182.04	3,182.04	3,182.04	3,182.04	3,182.04	3,182.04	
6	Total Cash Inflows (Rs. in Lacs)																										
6	a. Network Tariff	124	129	5,040	6,793	11,342	13,634	14,521	15,622	19,077	23,567	1,28,049	1,40,986	1,54,043	1,68,316	1,83,928	2,00,999	2,18,869	2,34,590	2,48,319	2,58,635	2,71,567	2,85,145	2,99,403	3,14,373	3,30,081	
	b. Pre-Tax IRR (%) on Total Capital employed based on above project cash flows	22.20%																									

Date: May 31, 2012  
 Name: Ravi Datt

Name and Signature of Bidder / Authorized Signatory  
 Official Seal

  
**J. S. PRASAD**  
 GM - Pipelines  
**HINDUSTAN PETROLEUM CORPORATION LIMITED**  
 (A Govt. of India Enterprise)  
 B, S. V. Marg, Ballard Estate,  
 Mumbai - 400 001.